AUTOMATIC HOSE REELS

Our automatic hose reels with spring, fixed or swivelling, of varnished steel, stainless steel AISI 304 or motorized hydraulic, pneumatic and electric are suitable for flexible hoses for the delivery of compressed air, water, oil or similar, grease, diesel, gasoline, antifreeze, windscreen, AdBlue® and food products.
They allow to unroll only the necessary hose length, improving their functionality.
The rewinding of the hose is fast and safe and allows to have a tidy workplace.
You always have a ready-to-use equipment that grant to all the staff to work safely.

HOSE REELS INDEX

FIXED/SWIVELLING AUTOMATIC HOSE REELS IN PAINTED STEEL WITH HOSE		
- AIR-WATER	20 - 28 bar	page **278**
- WATER 150°C	200 - 400 bar	page **282**
- OIL AND SIMILAR	88 - 180 bar	page **286**
- GREASE	275 - 400 bar	page **288**
- ANTIFREEZE-WINDSCREEN-AdBlue®	20 bar	page **290**
- DIESEL AND GASOLINE	10 - 16 bar	page **292**
FIXED/SWIVELLING AUTOMATIC HOSE REELS IN PAINTED STEEL		
- FIXED AND SWIVELLING **WITHOUT HOSE**		pag **296**
FIXED/SWIVELLING AUTOMATIC HOSE REELS IN STAINLESS STEEL WITH HOSE		
- AIR-WATER	20 -28 bar	page **298**
- WATER 150°C	200 - 400 bar	page **302**
- ANTIFREEZE-WINDSCREEN-AdBlue®	20 bar	page **306**
- DIESEL AND GASOLINE	10 - 16 bar	page **308**
- FOOD QUALITY FDA 120°C	15 bar	page **312**
FIXED/SWIVELLING AUTOMATIC HOSE REELS IN STAINLESS STEEL		
- FIXED AND SWIVELLING WITHOUT HOSE		page **314**
AUTOMATIC CABLE REELS WITH ELECTRIC CABLE		
- CABLE REELS WITH ELECTRIC CABLE	-	page **316**
- CABLE REELS WITH PORTABLE LAMP	-	page.**317**
- EARTHING CABLE REEL	-	page **318**
FIXED/SWIVELLING CLOSED HOSE REELS IN PAINTED STEEL WITH HOSE		
- AIR-WATER	10 - 28 bar	page **319**
- WATER 150°C	200 - 400 bar	page **320**
- OIL AND SIMILAR	160 - 180 bar	page **322**
- GREASE	330 - 400 bar	page **322**
- ANTIFREEZE-WINDSCREEN-AdBlue®	20 bar	page **322**
FIXED/SWIVELLING CLOSED HOSE REELS IN STAINLESS STEEL WITH HOSE		
- AIR-WATER	28 bar	page **324**
- WATER 150°C	200 - 400 bar	page **324**
FIXED MANUAL HOSE REELS IN PAINTED STEEL		
- AIR-WATER	20 - 28 bar	page **328**
- WATER 150°C	200 - 400 bar	page **329**
- OIL AND SIMILAR	88 - 180 bar	page **330**
- GREASE	275 - 400 bar	page **331**
- DIESEL	10 bar	page **332**

HOSE REELS INDEX

FIXED MANUAL HOSE REELS IN STAINLESS STEEL		
- AIR-WATER	20 - 28 bar	page **333**
- WATER 150°C	200 - 400 bar	page **334**
- OIL AND SIMILAR	88 - 180 bar	page **335**
- GREASE	275 - 400 bar	page **336**
- DIESEL	10 bar	page **337**
- ANTIFREEZE-WINDSCREEN-AdBlue®	20 bar	page **338**

AUTOMATIC HEAVY - DUTY HOSE REELS IN PAINTED STEEL WITH HOSE		
- AIR-WATER	20 - 28 bar	page **340**
- WATER 150°C	200 - 400 bar	page **341**
- OIL AND SIMILAR	88 - 180 bar	page **343**
- GREASE	275 - 400 bar	page **344**
- ANTIFREEZE-WINDSCREEN-AdBlue®	20 bar	page **345**
- DIESEL AND GASOLINE	10 - 16 bar	page **346**

AUTOMATIC HEAVY - DUTY HOSE REELS IN STAINLESS STEEL WITH HOSE		
- AIR-WATER	20 - 28 bar	page **348**
- WATER 150°C	200 - 400 bar	page **349**
- ANTIFREEZE-WINDSCREEN-AdBlue®	20 bar	page **351**
- DIESEL AND GASOLINE	10 - 16 bar	page **352**

AUTOMATIC INDUSTRIAL HOSE REELS WITH SPRIN Mod. FA-600		
- AIR-WATER-OIL AND SIMILARI-DIESEL	10 - 250 bar	page **355**

MOTORIZED INDUSTRIAL HOSE REELS IN PAINTED STEEL Mod. FE-600		
- MOTORIZED 12 - 24 - 115 - 230V ELECTRIC	20 - 400 bar	page **358**
- MOTORIZED HYDRAULIC	20 - 400 bar	page **362**
- MOTORIZED PNEUMATIC	20 - 400 bar	page **363**
- MANUAL WITH CRANK	20 - 400 bar	page **364**
- ACCESSORIES FOR FE-600	-	page **365**

MOTORIZED INDUSTRIAL HOSE REELS IN PAINTED STEEL Mod. FE-700		
- MOTORIZED 12 - 24 - 115 - 230V ELECTRIC	20 - 400 bar	page **368**
- MOTORIZED HYDRAULIC	20 - 400 bar	page **372**
- MOTORIZED PNEUMATIC	20 - 400 bar	page **373**
- ACCESSORIES FOR FE-700	-	page **374**

ACCESSORIES FOR HOSE REELS	
- PANEL SUPPORT FOR HOSE REELS	page **376**
- VARNISHED ROTARY SUPPORT	page **377**
- DIRECTIONAL BRACKETS	page **378**
- SWIVELLING JOINTS AND CONNECTIONS	page **379**
- RUBBER HOSE STOPS	page **382**
- HOSES FOR HOSE REELS	page **382**

FIXED AUTOMATIC HOSE REELS IN PAINTED STEEL FOR AIR-WATER 20 bar

Equipped with:
- **Blue polyurethane ether-based hoses**
- Nickel-plated brass or galvanized steel connections
- Brass 90° swivelling joint
- Viton® seals

F-400

Article	L. hose	Ø hose	Max pressure	Inlet-Outlet
070-1201-300	without hose	-	-	F1/2"–M3/8"BSP
070-1201-400	without hose	-	-	F1/2"–M1/2"BSP
070-1201-215	15 m	8x12	20 bar	F1/2"G–M1/4"G gir.
070-1201-220	20 m	8x12	20 bar	F1/2"G–M1/4"G gir.
070-1201-310	10 m	10x14	20 bar	F1/2"–M3/8"BSP
070-1201-315	15 m	10x14	20 bar	F1/2"–M3/8"BSP
070-1201-410	10 m	13x19	20 bar	F1/2"–M1/2"BSP

F-460

Article	L. hose	Ø hose	Max pressure	Inlet-Outlet
070-1301-300	without hose	-	-	F1/2"–M3/8"BSP
070-1301-400	without hose	-	-	F1/2"–M1/2"BSP
070-1301-320	20 m	10X14	20 bar	F1/2"–M3/8"BSP
070-1301-415	15 m	13X19	20 bar	F1/2"–M1/2"BSP
070-1301-418	18 m	13X19	20 bar	F1/2"–M1/2"BSP

F-550

Article	L. hose	Ø hose	Max pressure	Inlet-Outlet
070-1401-400	without hose	-	-	F1/2"–M1/2"BSP
070-1401-420	20 m	13X19	20 bar	F1/2"–M1/2"BSP
070-1401-425	25 m	13X19	20 bar	F1/2"–M1/2"BSP

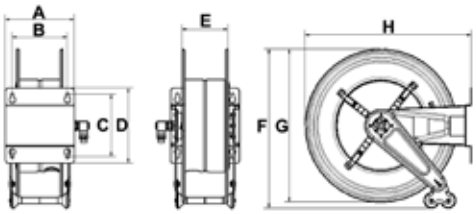

OVERALL DIMENSIONS FIXED VERSION

Mod.	A	B	C	D	E	F	G	H	Kg	m³	Nº
F-400	158	120	168	192	95	460	400	435	15,90<17,90	0,084	1
F-460	158	120	168	192	95	490	460	490	17,40<20,74	0,094	1
F-550	200	150	225	270	120	590	550	600	23,50<28,00	0,130	1

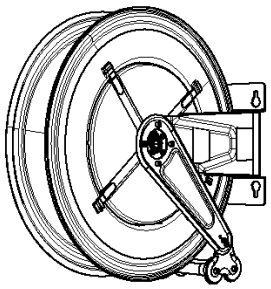

Wall application with internal output hose

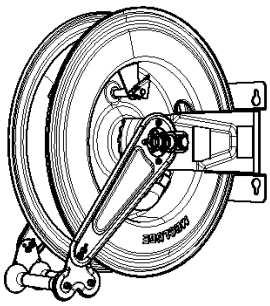

Wall application with external output hose



Wall and ceiling application with frontal output hose

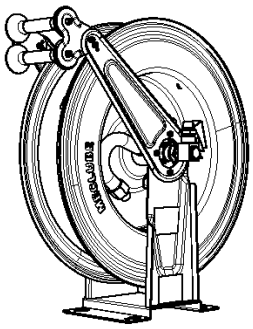

Application bench with frontal output hose

SWIVELLING AUTOMATIC HOSE REELS IN PAINTED STEEL FOR AIR-WATER 20 bar

Equipped with:
- **Blue polyurethane ether-based hoses**
- Nickel-plated brass or galvanized steel connections
- Brass 90° swivelling joint
- Viton® seals

S-400

Article	L. hose	Ø hose	Max pressure	Inlet-Outlet
071-1201-300	without hose	-	-	F1/2"–M3/8"BSP
071-1201-400	without hose	-	-	F1/2"–M1/2"BSP
071-1201-215	15 m	8x12	20 bar	F1/2"G–M1/4"G gir.
071-1201-220	20 m	8x12	20 bar	F1/2"G–M1/4"G gir.
071-1201-310	10 m	10x14	20 bar	F1/2"–M3/8"BSP
071-1201-315	15 m	10x14	20 bar	F1/2"–M3/8"BSP
071-1201-410	10 m	13x19	20 bar	F1/2"–M1/2"BSP

S-460

Article	L. hose	Ø hose	Max pressure	Inlet-Outlet
071-1301-300	without hose	-	-	F1/2"–M3/8"BSP
071-1301-400	without hose	-	-	F1/2"–M1/2"BSP
071-1301-320	20 m	10X14	20 bar	F1/2"–M3/8"BSP
071-1301-415	15 m	13X19	20 bar	F1/2"–M1/2"BSP
071-1301-418	18 m	13X19	20 bar	F1/2"–M1/2"BSP

S-550

Article	L. hose	Ø hose	Max pressure	Inlet-Outlet
071-1401-400	without hose	-	-	F1/2"–M1/2"BSP
071-1401-420	20 m	13X19	20 bar	F1/2"–M1/2"BSP
071-1401-425	25 m	13X19	20 bar	F1/2"–M1/2"BSP

OVERALL DIMENSIONS SWIVELLING VERSION

Mod.	A	B	C	D	E	F	G	H	Kg	m³	Nº
S-400	150	120	168	196	95	460	400	550	15,51<17,51	0,084	1
S-460	150	120	168	196	95	490	460	575	17,50<24,00	0,094	1
S-550	200	150	225	270	120	572	550	680	23,00<29,00	0,130	1

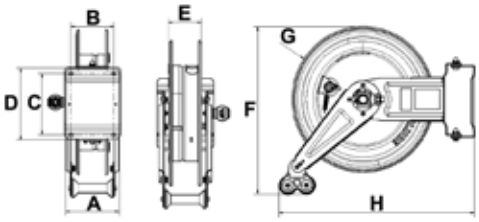

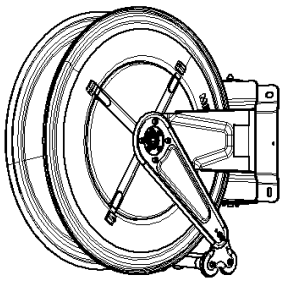

Wall application with insternal output hose

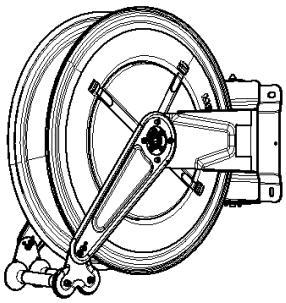

Wall application with external output hose

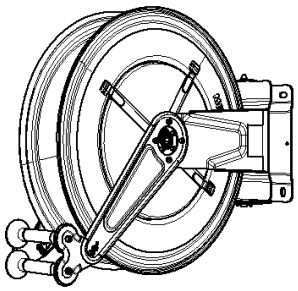

Wall and ceiling application with frontal outside hose

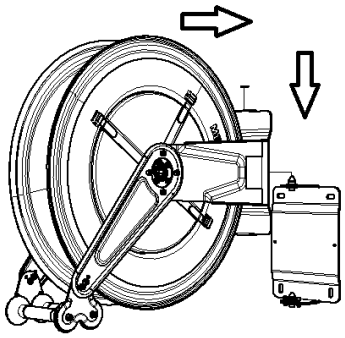

The insertion of the hose reel in the wall bracket is with quick disconnect coupling

FIXED AUTOMATIC HOSE REELS IN PAINTED STEEL FOR AIR-WATER FROM 20 TO 28 bar

Equipped with:
- **Black synthetic rubber hoses R6,** Galvanized steel connections
- Brass 90° swivelling joint, Viton® seals

F-400	Article	L. hose	Ø hose	Max pressure	Inlet-Outlet
	070-1201-300	without hose	-	-	F1/2”–M3/8”BSP
	070-1201-400	without hose	-	-	F1/2”–M1/2”BSP
	070-1202-212	12 m	5/16”	28 bar	F1/2”–M1/4”BSP
	070-1202-218	18 m	5/16”	28 bar	F1/2”–M1/4”BSP
	070-1202-310	10 m	3/8”	28 bar	F1/2”–M3/8”BSP
	070-1202-315	15 m	3/8”	28 bar	F1/2”–M3/8”BSP
	070-1202-410	10 m	1/2”	28 bar	F1/2”–M1/2”BSP

F-460	Article	L. hose	Ø hose	Max pressure	Inlet-Outlet
	070-1301-300	without hose	-	-	F1/2”–M3/8”BSP
	070-1301-400	without hose	-	-	F1/2”–M1/2”BSP
	070-1302-318	18 m	3/8”	28 bar	F1/2”–M3/8”BSP
	070-1302-320	20 m	3/8”	28 bar	F1/2”–M3/8”BSP
	070-1302-415	15 m	1/2"	28 bar	F1/2”–M1/2”BSP
	070-1302-418	18 m	1/2"	28 bar	F1/2”–M1/2”BSP

F-550	Article	L. hose	Ø hose	Max pressure	Inlet-Outlet
	070-1401-400	without hose	-	-	F1/2”–M1/2”BSP
	070-1402-500	without hose	-	-	F1”–M3/4”BSP
	070-1402-420	20 m	1/2”	28 bar	F1/2”–M1/2”BSP
	070-1402-425	25 m	1/2”	28 bar	F1/2”–M1/2”BSP
	070-1402-515	15 m	3/4”	21 bar	F1”–M3/4”BSP

F-555	Article	L. hose	Ø hose	Max pressure	Inlet-Outlet
	070-1502-400	without hose	-	-	F1/2”–M1/2”BSP
	070-1502-500	without hose	-	-	F1”–M3/4”BSP
	070-1502-600	without hose	-	-	F1”– M1”BSP
	070-1502-430	30 m	1/2”	28 bar	F1/2”–M1/2”BSP
	070-1502-520	20 m	3/4”	21 bar	F1”G–M3/4”BSP
	070-1502-615	15 m	1”	20 bar	F1”– M1”BSP

F-560	Article	L. hose	Ø hose	Max pressure	Inlet-Outlet
	070-1602-400	without hose	-	-	F1/2”–M1/2”BSP
	070-1602-500	without hose	-	-	F1”–M3/4”BSP
	070-1602-600	without hose	-	-	F1”–M1”BSP
	070-1602-440	40 m	1/2”	28 bar	F1/2”-M1/2”BSP
	070-1602-530	30 m	3/4”	21 bar	F1”–M3/4”BSP
	070-1602-540	40 m	3/4”	21 bar	F1”–M3/4”BSP
	070-1602-620	20 m	1”	20 bar	F1”–M1”BSP
	070-1602-630	30 m	1”	20 bar	F1”– M1”BSP

OVERALL DIMENSIONS FIXED VERSION

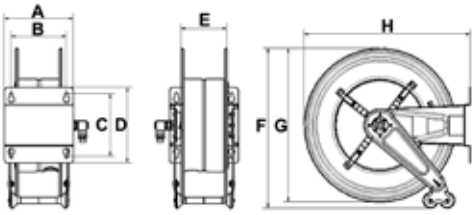

Mod.	A	B	C	D	E	F	G	H	Kg	m³	№
F-400	158	120	168	192	95	460	400	435	12,50<19,50	0,084	1
F-460	158	120	168	192	95	490	460	490	16,50<23,00	0,094	1
F-550	200	150	225	270	120	590	550	600	22,00<45,00	0,130	1
F-555	250	200	225	270	170	590	550	600	26,00<53,00	0,150	1
F-560	440	390	225	270	360	590	550	600	33,00<83,00	0,240	1

SWIVELLING AUTOMATIC HOSE REELS IN PAINTED STEEL FOR AIR-WATER FROM 20 TO 28 bar

Equipped with:
- **Black synthetic rubber hoses R6,** Galvanized steel connections
- Brass 90° swivelling joint, Viton® seals

S-400

Article	L. hose	Ø hose	Max pressure	Inlet-Outlet
071-1201-300	without hose	-	-	F1/2"–M3/8"BSP
071-1201-400	without hose	-	-	F1/2"–M1/2"BSP
071-1202-212	12 m	5/16"	28 bar	F1/2"–M1/4"BSP
071-1202-218	18 m	5/16"	28 bar	F1/2"–M1/4"BSP
071-1202-310	10 m	3/8"	28 bar	F1/2"–M3/8"BSP
071-1202-315	15 m	3/8"	28 bar	F1/2"–M3/8"BSP
071-1202-410	10 m	1/2"	28 bar	F1/2"–M1/2"BSP

S-460

Article	L. hose	Ø hose	Max pressure	Inlet-Outlet
071-1301-300	without hose	-	-	F1/2"–M3/8"BSP
071-1301-400	without hose	-	-	F1/2"–M1/2"BSP
071-1302-318	18 m	3/8"	28 bar	F1/2"–M3/8"BSP
071-1302-320	20 m	3/8"	28 bar	F1/2"–M3/8"BSP
071-1302-415	15 m	1/2"	28 bar	F1/2"–M1/2"BSP
071-1302-418	18 m	1/2"	28 bar	F1/2"–M1/2"BSP

S-550

Article	L. hose	Ø hose	Max pressure	Inlet-Outlet
071-1401-400	without hose	-	-	F1/2"–M1/2"BSP
071-1402-500	without hose	-	-	F1"–M3/4"BSP
071-1402-420	20 m	1/2"	28 bar	F1/2"–M1/2"BSP
071-1402-425	25 m	1/2"	28 bar	F1/2"–M1/2"BSP
071-1402-515	15 m	3/4"	21 bar	F1"–M3/4"BSP

S-555

Article	L. hose	Ø hose	Max pressure	Inlet-Outlet
071-1502-400	without hose	-	-	F1/2"–M1/2"BSP
071-1502-500	without hose	-	-	F1"–M3/4"BSP
071-1502-600	without hose	-	-	F1"–M1"BSP
071-1502-430	30 m	1/2"	28 bar	F1/2"–M1/2"BSP
071-1502-520	20 m	3/4"	21 bar	F1"–M3/4"BSP
071-1502-615	15 m	1"	20 bar	F1"– M1"BSP

OVERALL DIMENSIONS SWIVELLING VERSION

Mod.	A	B	C	D	E	F	G	H	Kg	m³	Nº
S-400	150	120	168	196	95	460	400	550	13,50<20,50	0,084	1
S-460	150	120	168	196	95	490	460	575	17,50<24,00	0,094	1
S-550	200	150	225	270	120	572	550	680	23,00<45,00	0,130	1
S-555	250	200	225	270	170	572	550	680	27,00<54,00	0,150	1

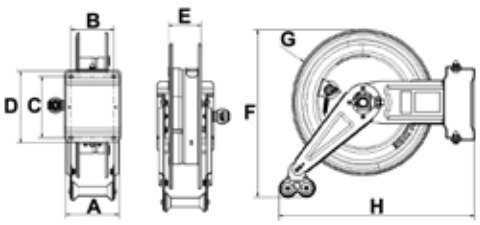

FIXED AUTOMATIC HOSE REELS IN PAINTED STEEL FOR WATER 150°C 200 bar

Equipped with:
- **Blue no trace synthetic rubber hoses 1SC**
- Galvanized steel connections
- **AISI 304 stainless steel** 90° swivelling joint
- Viton® seals

F-400

Article	L. hose	Ø hose	Max pressure	Inlet-Outlet
070-1205-300	without hose	-	-	F1/2"–M3/8"BSP
070-1205-400	without hose	-	-	F1/2"–M1/2"BSP
070-1204-210	10 m	5/16"	200 bar	F1/2"–F3/8"BSP
070-1204-215	15 m	5/16"	200 bar	F1/2"–F3/8"BSP
070-1204-310	10 m	3/8"	200 bar	F1/2"–F3/8"BSP
070-1204-410	10 m	1/2"	200 bar	F1/2"–F1/2"BSP

F-460

Article	L. hose	Ø hose	Max pressure	Inlet-Outlet
070-1305-300	without hose	-	-	F1/2"–M3/8"BSP
070-1305-400	without hose	-	-	F1/2"–M1/2"BSP
070-1304-220	20 m	5/16"	200 bar	F1/2"–F3/8"BSP
070-1304-315	15 m	3/8"	200 bar	F1/2"–F3/8"BSP
070-1304-318	18 m	3/8"	200 bar	F1/2"–F3/8"BSP
070-1304-415	15 m	1/2"	200 bar	F1/2"–F1/2"BSP

F-550

Article	L. hose	Ø hose	Max pressure	Inlet-Outlet
070-1405-300	without hose	-	-	F1/2"–M3/8"BSP
070-1405-400	without hose	-	-	F1/2"–M1/2"BSP
070-1404-320	20 m	3/8"	200 bar	F1/2"–F3/8"BSP
070-1404-325	25 m	3/8"	200 bar	F1/2"–F3/8"BSP
070-1404-420	20 m	1/2"	200 bar	F1/2"–F1/2"BSP
070-1404-425	25 m	1/2"	200 bar	F1/2"–F1/2"BSP

F-555

Article	L. hose	Ø hose	Max pressure	Inlet-Outlet
070-1505-300	without hose	-	-	F1/2"–M3/8"BSP
070-1505-400	without hose	-	-	F1/2"–M1/2"BSP
070-1504-330	30 m	3/8"	200 bar	F1/2"–F3/8"BSP
070-1504-430	30 m	1/2"	200 bar	F1/2"–F1/2"BSP

F-560

Article	L. hose	Ø hose	Max pressure	Inlet-Outlet
070-1605-400	without hose	-	-	F1/2"–M1/2"BSP
070-1604-340	40 m	3/8"	200 bar	F1/2"–F3/8"BSP
070-1604-350	50 m	3/8"	200 bar	F1/2"–F3/8"BSP
070-1604-440	40 m	1/2"	200 bar	F1/2"–F1/2"BSP

OVERALL DIMENSIONS FIXED VERSION

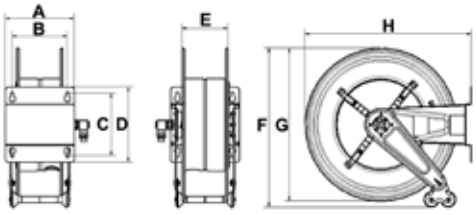

Mod.	A	B	C	D	E	F	G	H	Kg	m³	№
F-400	158	120	168	192	95	460	400	435	12,50<19,50	0,084	1
F-460	158	120	168	192	95	490	460	490	16,50<23,00	0,094	1
F-550	200	150	225	270	120	590	550	600	22,00<45,00	0,130	1
F-555	250	200	225	270	170	590	550	600	26,00<53,00	0,150	1
F-560	440	390	225	270	360	590	550	600	33,00<83,00	0,240	1

SWIVELLING AUTOMATIC HOSE REELS IN PAINTED STEEL FOR WATER 150°C 200 bar

Equipped with:
- **Blue no trace synthetic rubber hoses 1SC**
- Galvanized steel connections
- **AISI 304 stainless steel** 90° swivelling joint
- Viton® seals

S-400

Article	L. hose	Ø hose	Max pressure	Inlet-Outlet
071-1205-300	without hose	-	-	F1/2"-M3/8"BSP
071-1205-400	without hose	-	-	F1/2"-M1/2"BSP
071-1204-210	10 m	5/16"	200 bar	F1/2"-F3/8"BSP
071-1204-215	15 m	5/16"	200 bar	F1/2"-F3/8"BSP
071-1204-310	10 m	3/8"	200 bar	F1/2"-F3/8"BSP
071-1204-410	10 m	1/2"	200 bar	F1/2"-F1/2"BSP

S-460

Article	L. hose	Ø hose	Max pressure	Inlet-Outlet
071-1305-300	without hose	-	-	F1/2"-M3/8"BSP
071-1305-400	without hose	-	-	F1/2"-M1/2"BSP
071-1304-220	20 m	5/16"	200 bar	F1/2"-F3/8"BSP
071-1304-315	15 m	3/8"	200 bar	F1/2"-F3/8"BSP
071-1304-318	18 m	3/8"	200 bar	F1/2"-F3/8"BSP
071-1304-415	15 m	1/2"	200 bar	F1/2"-F1/2"BSP

S-550

Article	L. hose	Ø hose	Max pressure	Inlet-Outlet
071-1405-300	without hose	-	-	F1/2"-M3/8"BSP
071-1405-400	without hose	-	-	F1/2"-M1/2"BSP
071-1404-320	20 m	3/8"	200 bar	F1/2"-F3/8"BSP
071-1404-325	25 m	3/8"	200 bar	F1/2"-F3/8"BSP
071-1404-420	20 m	1/2"	200 bar	F1/2"-F1/2"BSP
071-1404-425	25 m	1/2"	200 bar	F1/2"-F1/2"BSP

S-555

Article	L. hose	Ø hose	Max pressure	Inlet-Outlet
071-1505-300	without hose	-	-	F1/2"-M3/8"BSP
071-1505-400	without hose	-	-	F1/2"-M1/2"BSP
071-1504-330	30 m	3/8"	200 bar	F1/2"-F3/8"BSP
071-1504-430	30 m	1/2"	200 bar	F1/2"-F1/2"BSP

OVERALL DIMENSIONS SWIVELLING VERSION

Mod.	A	B	C	D	E	F	G	H	Kg	m³	N°
S-400	150	120	168	196	95	460	400	550	13,50<20,50	0,084	1
S-460	150	120	168	196	95	490	460	575	17,50<24,00	0,094	1
S-550	200	150	225	270	120	572	550	680	23,00<45,00	0,130	1
S-555	250	200	225	270	170	572	550	680	27,00<54,00	0,150	1

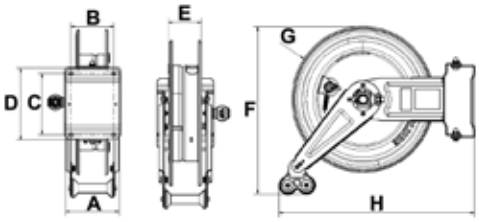

FIXED AUTOMATIC HOSE REELS IN PAINTED STEEL FOR WATER 150°C 400 bar

Equipped with:
- **Blue no trace synthetic rubber hoses 2SC**
- Galvanized steel connections
- **AISI 304 stainless steel** 90° swivelling joint
- Viton® seals

F-400

Article	L. hose	Ø hose	Max pressure	Inlet-Outlet
070-1205-300	without hose	-	-	F1/2"-M3/8"BSP
070-1205-400	without hose	-	-	F1/2"-M1/2"BSP
070-1205-210	10 m	5/16"	400 bar	F1/2"-F3/8"BSP
070-1205-215	15 m	5/16"	400 bar	F1/2"-F3/8"BSP
070-1205-310	10 m	3/8"	400 bar	F1/2"-F3/8"BSP
070-1205-410	10 m	1/2"	400 bar	F1/2"-F1/2"BSP

F-460

Article	L. hose	Ø hose	Max pressure	Inlet-Outlet
070-1305-300	without hose	-	-	F1/2"-M3/8"BSP
070-1305-400	without hose	-	-	F1/2"-M1/2"BSP
070-1305-220	20 m	5/16"	400 bar	F1/2"-F3/8"BSP
070-1305-315	15 m	3/8"	400 bar	F1/2"-F3/8"BSP
070-1305-318	18 m	3/8"	400 bar	F1/2"-F3/8"BSP
070-1305-415	15 m	1/2"	400 bar	F1/2"-F1/2"BSP

F-550

Article	L. hose	Ø hose	Max pressure	Inlet-Outlet
070-1405-300	without hose	-	-	F1/2"-M3/8"BSP
070-1405-400	without hose	-	-	F1/2"-M1/2"BSP
070-1405-320	20 m	3/8"	400 bar	F1/2"-F3/8"BSP
070-1405-325	25 m	3/8"	400 bar	F1/2"-F3/8"BSP
070-1405-420	20 m	1/2"	400 bar	F1/2"-F1/2"BSP
070-1405-425	25 m	1/2"	400 bar	F1/2"-F1/2"BSP

F-555

Article	L. hose	Ø hose	Max pressure	Inlet-Outlet
070-1505-300	without hose	-	-	F1/2"-M3/8"BSP
070-1505-400	without hose	-	-	F1/2"-M1/2"BSP
070-1505-330	30 m	3/8"	400 bar	F1/2"-F3/8"BSP
070-1505-430	30 m	1/2"	400 bar	F1/2"-F1/2"BSP

F-560

Article	L. hose	Ø hose	Max pressure	Inlet-Outlet
070-1605-400	without hose	-	-	F1/2"-M1/2"BSP
070-1605-340	40 m	3/8"	400 bar	F1/2"-F3/8"BSP
070-1605-350	50 m	3/8"	400 bar	F1/2"-F3/8"BSP
070-1605-440	40 m	1/2"	400 bar	F1/2"-F1/2"BSP

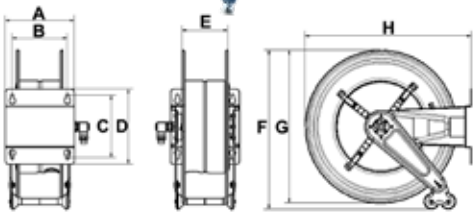

OVERALL DIMENSIONS FIXED VERSION

Mod.	A	B	C	D	E	F	G	H	Kg	m³	Nº
F-400	158	120	168	192	95	460	400	435	12,50<19,50	0,084	1
F-460	158	120	168	192	95	490	460	490	16,50<23,00	0,094	1
F-550	200	150	225	270	120	590	550	600	22,00<45,00	0,130	1
F-555	250	200	225	270	170	590	550	600	26,00<53,00	0,150	1
F-560	440	390	225	270	360	590	550	600	33,00<83,00	0,240	1

SWIVELLING AUTOMATIC HOSE REELS IN PAINTED STEEL FOR WATER 150°C 400 bar

Equipped with:
- **Blue no trace synthetic rubber hoses 2SC**
- Galvanized steel connections
- **AISI 304 stainless steel** 90° swivelling joint
- Viton® seals

S-400

Article	L. hose	Ø hose	Max pressure	Inlet-Outlet
071-1205-300	without hose	-	-	F1/2"-M3/8"BSP
071-1205-400	without hose	-	-	F1/2"-M1/2"BSP
071-1205-210	10 m	5/16"	400 bar	F1/2"-F3/8"BSP
071-1205-215	15 m	5/16"	400 bar	F1/2"-F3/8"BSP
071-1205-310	10 m	3/8"	400 bar	F1/2"-F3/8"BSP
071-1205-410	10 m	1/2"	400 bar	F1/2"-F1/2"BSP

S-460

Article	L. hose	Ø hose	Max pressure	Inlet-Outlet
071-1305-300	without hose	-	-	F1/2"-M3/8"BSP
071-1305-400	without hose	-	-	F1/2"-M1/2"BSP
071-1305-220	20 m	5/16"	400 bar	F1/2"-F3/8"BSP
071-1305-315	15 m	3/8"	400 bar	F1/2"-F3/8"BSP
071-1305-318	18 m	3/8"	400 bar	F1/2"-F3/8"BSP
071-1305-415	15 m	1/2"	400 bar	F1/2"-F1/2"BSP

S-550

Article	L. hose	Ø hose	Max pressure	Inlet-Outlet
071-1405-300	without hose	-	-	F1/2"-M3/8"BSP
071-1405-400	without hose	-	-	F1/2"-M1/2"BSP
071-1405-320	20 m	3/8"	400 bar	F1/2"-F3/8"BSP
071-1405-325	25 m	3/8"	400 bar	F1/2"-F3/8"BSP
071-1405-420	20 m	1/2"	400 bar	F1/2"-F1/2"BSP
071-1405-425	25 m	1/2"	400 bar	F1/2"-F1/2"BSP

S-555

Article	L. hose	Ø hose	Max pressure	Inlet-Outlet
071-1505-300	without hose	-	-	F1/2"-M3/8"BSP
071-1505-400	without hose	-	-	F1/2"-M1/2"BSP
071-1505-330	30 m	3/8"	400 bar	F1/2"-F3/8"BSP
071-1505-430	30 m	1/2"	400 bar	F1/2"-F1/2"BSP

OVERALL DIMENSIONS SWIVELLING VERSION

Mod.	A	B	C	D	E	F	G	H	Kg	m³	Nº
S-400	150	120	168	196	95	460	400	550	13,50<20,50	0,084	1
S-460	150	120	168	196	95	490	460	575	17,50<24,00	0,094	1
S-550	200	150	225	270	120	572	550	680	23,00<45,00	0,130	1
S-555	250	200	225	270	170	572	550	680	27,00<54,00	0,150	1

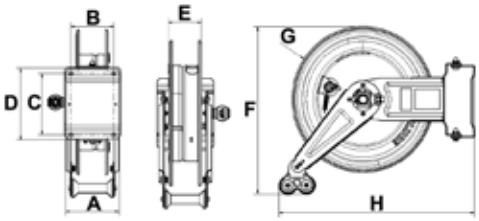

FIXED AUTOMATIC HOSE REELS IN PAINTED STEEL FOR OIL, ANTIFREEZE AND SIMILAR FLUIDS FROM 88 TO 160 bar

Equipped with:
- **Black synthetic rubber hoses 1SC**
- Galvanized steel connections
- Galvanized steel 90° swivelling joint
- NBR seals

F-400

Article	L. hose	Ø hose	Max pressure	Inlet-Outlet
070-1206-400	without hose	-	-	F1/2"–M1/2"BSP
070-1206-310	10 m	3/8"	180 bar	F1/2"–M1/2"BSP
070-1206-410	10 m	1/2"	160 bar	F1/2"–M1/2"BSP

F-460

Article	L. hose	Ø hose	Max pressure	Inlet-Outlet
070-1306-400	without hose	-	-	F1/2"–M1/2"BSP
070-1306-315	15 m	3/8"	180 bar	F1/2"–M1/2"BSP
070-1306-415	15 m	1/2"	160 bar	F1/2"–M1/2"BSP
070-1306-418	18 m	1/2"	160 bar	F1/2"–M1/2"BSP

F-550

Article	L. hose	Ø hose	Max pressure	Inlet-Outlet
070-1406-400	without hose	-	-	F1/2"–M1/2"BSP
070-1406-500	without hose	-	-	F1"–M3/4"BSP
070-1406-420	20 m	1/2"	160 bar	F1/2"–M1/2"BSP
070-1406-425	25 m	1/2"	160 bar	F1/2"–M1/2"BSP
070-1406-515	15 m	3/4"	105 bar	F1"–M3/4"BSP

F-555

Article	L. hose	Ø hose	Max pressure	Inlet-Outlet
070-1506-400	without hose	-	-	F1/2"–M1/2"BSP
070-1506-500	without hose	-	-	F1"–M3/4"BSP
070-1506-600	without hose	-	-	F1"–M1"BSP
070-1506-430	30 m	1/2"	160 bar	F1/2"–M1/2"BSP
070-1506-520	20 m	3/4"	105 bar	F1"– M3/4"BSP
070-1506-615	15 m	1"	88 bar	F1"– M1"BSP

F-560

Article	L. hose	Ø hose	Max pressure	Inlet-Outlet
070-1606-400	without hose	-	-	F1/2"–M1/2"BSP
070-1606-500	without hose	-	-	F1"–M3/4"BSP
070-1606-600	without hose	-	-	F1"–M3/4"BSP
070-1606-440	40 m	1/2"	160 bar	F1"G–M3/4"BSP
070-1606-525	25 m	3/4"	105 bar	F1"–M3/4"BSP
070-1606-530	30 m	3/4"	105 bar	F1"–M3/4"BSP
070-1606-620	20 m	1"	88 bar	F1"–M1"BSP
070-1606-630	30 m	1"	88 bar	F1"– M1"BSP

OVERALL DIMENSIONS FIXED VERSION

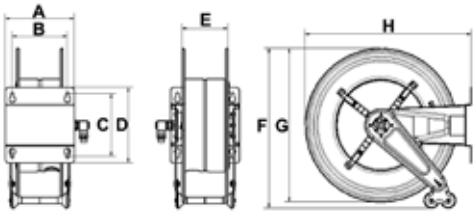

Mod.	A	B	C	D	E	F	G	H	Kg	m³	Nº
F-400	158	120	168	192	95	460	400	435	12,50<19,50	0,084	1
F-460	158	120	168	192	95	490	460	490	16,50<23,00	0,094	1
F-550	200	150	225	270	120	590	550	600	22,00<45,00	0,130	1
F-555	250	200	225	270	170	590	550	600	26,00<53,00	0,150	1
F-560	440	390	225	270	360	590	550	600	33,00<83,00	0,240	1

SWIVELLING AUTOMATIC HOSE REELS IN PAINTED STEEL FOR OIL, ANTIFREEZE AND SIMILAR FLUIDS FROM 88 TO 160 bar

Equipped with:
- **Black synthetic rubber hoses 1SC**
- Galvanized steel connections
- Galvanized steel 90° swivelling joint
- NBR seals

S-400

Article	L. hose	Ø hose	Max pressure	Inlet-Outlet
071-1206-400	without hose	-	-	F1/2”–M1/2”BSP
071-1206-310	10 m	3/8”	180 bar	F1/2”–M1/2”BSP
071-1206-410	10 m	1/2”	160 bar	F1/2”–M1/2”BSP

S-460

Article	L. hose	Ø hose	Max pressure	Inlet-Outlet
071-1306-400	without hose	-	-	F1/2”–M1/2”BSP
071-1306-315	15 m	3/8”	180 bar	F1/2”–M1/2”BSP
071-1306-415	15 m	1/2"	160 bar	F1/2”–M1/2”BSP
071-1306-418	18 m	1/2"	160 bar	F1/2”–M1/2”BSP

S-550

Article	L. hose	Ø hose	Max pressure	Inlet-Outlet
071-1406-400	without hose	-	-	F1/2”–M1/2”BSP
071-1406-500	without hose	-	-	F1”–M3/4”BSP
071-1406-420	20 m	1/2”	160 bar	F1/2”–M1/2”BSP
071-1406-425	25 m	1/2”	160 bar	F1/2”–M1/2”BSP
071-1406-515	15 m	3/4”	105 bar	F1”–M3/4”BSP

S-555

Article	L. hose	Ø hose	Max pressure	Inlet-Outlet
071-1506-400	without hose	-	-	F1/2”–M1/2”BSP
071-1506-500	without hose	-	-	F1”–M3/4”BSP
071-1506-600	without hose	-	-	F1”–M1”BSP
071-1506-430	30 m	1/2”	160 bar	F1/2”–M1/2”BSP
071-1506-520	20 m	3/4”	105 bar	F1”– M3/4”BSP
071-1506-615	15 m	1”	88 bar	F1”– M1”BSP

OVERALL DIMENSIONS SWIVELLING VERSION

Mod.	A	B	C	D	E	F	G	H	Kg	m³	Nº
S-400	150	120	168	196	95	460	400	550	13,50<20,50	0,084	1
S-460	150	120	168	196	95	490	460	575	17,50<24,00	0,094	1
S-550	200	150	225	270	120	572	550	680	23,00<45,00	0,130	1
S-555	250	200	225	270	170	572	550	680	27,00<54,00	0,150	1

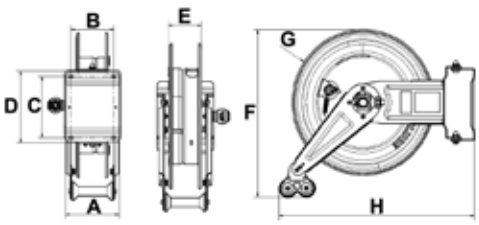

FIXED AUTOMATIC HOSE REELS IN PAINTED STEEL FOR GREASE FROM 275 TO 400 bar

Equipped with:
- **Black synthetic rubber hoses 2SC**
- Galvanized steel connections
- Galvanized steel 90° swivelling joint
- Polyurethane seals

F-400

Article	L. hose	Ø hose	Max pressure	Inlet-Outlet
070-1207-200	without hose	-	-	M1/4”–M1/4”BSP
070-1207-300	without hose	-	-	M3/8”–M3/8”BSP
070-1207-400	without hose	-	-	M1/2” - M1/2”BSP
070-1207-110	10 m	1/4”	400 bar	M1/4”–M1/4” BSP
070-1207-115	15 m	1/4”	400 bar	M1/4”–M1/4” BSP
070-1207-310	10 m	3/8”	330 bar	M3/8”–M3/8” BSP
070-1207-410	10 m	1/2”	275 bar	M1/2”–M1/2” BSP

F-460

Article	L. hose	Ø hose	Max pressure	Inlet-Outlet
070-1307-200	without hose	-	-	M1/4”–M1/4” BSP
070-1307-300	without hose	-	-	M3/8”–M3/8” BSP
070-1307-400	without hose	-	-	M1/2”–M1/2” BSP
070-1307-118	18 m	1/4"	400 bar	M1/4”–M1/4” BSP
070-1307-315	15 m	3/8”	330 bar	M3/8”–M3/8” BSP
070-1307-415	15 m	1/2”	275 bar	M1/2”–M1/2” BSP

F-550

Article	L. hose	Ø hose	Max pressure	Inlet-Outlet
070-1407-300	without hose	-	-	M3/8”–M3/8” BSP
070-1407-400	without hose	-	-	M1/2”–M1/2” BSP
070-1407-320	20 m	3/8”	330 bar	M3/8”–M3/8” BSP
070-1407-325	25 m	3/8”	330 bar	M3/8”–M3/8” BSP
070-1407-420	20 m	1/2”	275 bar	M1/2”–M1/2” BSP
070-1407-425	25 m	1/2”	275 bar	M1/2”–M1/2” BSP

F-555

Article	L. hose	Ø hose	Max pressure	Inlet-Outlet
070-1507-300	without hose	-	-	M3/8”–M3/8” BSP
070-1507-400	without hose	-	-	M1/2”–M1/2” BSP
070-1507-330	30 m	3/8”	330 bar	M3/8”–M3/8” BSP
070-1507-430	30 m	1/2”	275 bar	M1/2”–M1/2” BSP

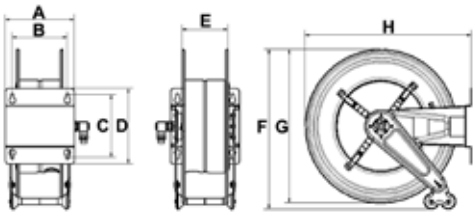

OVERALL DIMENSIONS FIXED VERSION

Mod.	A	B	C	D	E	F	G	H	Kg	m³	№
F-400	158	120	168	192	95	460	400	435	12,50<19,50	0,084	1
F-460	158	120	168	192	95	490	460	490	16,50<23,00	0,094	1
F-550	200	150	225	270	120	590	550	600	22,00<45,00	0,130	1
F-555	250	200	225	270	170	590	550	600	26,00<53,00	0,150	1

SWIVELLING AUTOMATIC HOSE REELS IN PAINTED STEEL FOR GREASE FROM 275 TO 400 bar

Equipped with:
- **Black synthetic rubber hoses 2SC**
- Galvanized steel connections
- Galvanized steel 90° swivelling joint
- Polyurethane seals

S-400

Article	L. hose	Ø hose	Max pressure	Inlet-Outlet
071-1207-200	without hose	-	-	M1/4"–M1/4" BSP
071-1207-300	without hose	-	-	M3/8"–M3/8" BSP
071-1207-400	without hose	-	-	M1/2" - M1/2"BSP
071-1207-110	10 m	1/4"	400 bar	M1/4"–M1/4" BSP
071-1207-115	15 m	1/4"	400 bar	M1/4"–M1/4" BSP
071-1207-310	10 m	3/8"	330 bar	M3/8"–M3/8" BSP
071-1207-410	10 m	1/2"	275 bar	M1/2"–M1/2" BSP

S-460

Article	L. hose	Ø hose	Max pressure	Inlet-Outlet
071-1307-200	without hose	-	-	M1/4"–M1/4" BSP
071-1307-300	without hose	-	-	M3/8"–M3/8" BSP
071-1307-400	without hose	-	-	M1/2"–M1/2" BSP
071-1307-118	18 m	1/4"	400 bar	M1/4"–M1/4" BSP
071-1307-315	15 m	3/8"	330 bar	M3/8"–M3/8" BSP
071-1307-415	15 m	1/2"	275 bar	M1/2"–M1/2" BSP

S-550

Article	L. hose	Ø hose	Max pressure	Inlet-Outlet
071-1407-300	without hose	-	-	M3/8"–M3/8" BSP
071-1407-400	without hose	-	-	M1/2"–M1/2" BSP
071-1407-320	20 m	3/8"	330 bar	M3/8"–M3/8" BSP
071-1407-325	25 m	3/8"	330 bar	M3/8"–M3/8" BSP
071-1407-420	20 m	1/2"	275 bar	M1/2"–M1/2" BSP
071-1407-425	25 m	1/2"	275 bar	M1/2"–M1/2" BSP

S-555

Article	L. hose	Ø hose	Max pressure	Inlet-Outlet
071-1507-300	without hose	-	-	M3/8"–M3/8" BSP
071-1507-400	without hose	-	-	M1/2"–M1/2" BSP
071-1507-330	30 m	3/8"	330 bar	M3/8"–M3/8" BSP
071-1507-430	30 m	1/2"	275 bar	M1/2"–M1/2" BSP

OVERALL DIMENSIONS SWIVELLING VERSION

Mod.	A	B	C	D	E	F	G	H	Kg	m³	N°
S-400	150	120	168	196	95	460	400	550	13,50<20,50	0,084	1
S-460	150	120	168	196	95	490	460	575	17,50<24,00	0,094	1
S-550	200	150	225	270	120	572	550	680	23,00<45,00	0,130	1
S-555	250	200	225	270	170	572	550	680	27,00<54,00	0,150	1

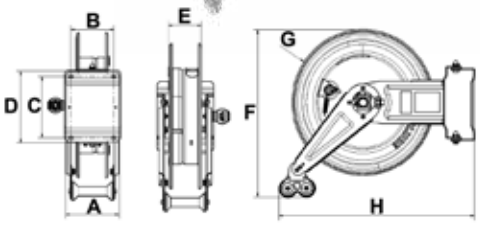

FIXED AUTOMATIC HOSE REELS IN PAINTED STEEL FOR ANTIFREEZE - WINDSCREEN - AdBlue® 20 bar

Equipped with:
- **Black antistatic synthetic rubber EPDM hoses**
- **AISI 316 stainless steel** connections
- **Stainless steel** 90° swivelling joint
- Viton® seals
- **Stainless steel** reel shaft

F-400

Article	L. hose	Ø hose	Max pressure	Inlet-Outlet
070-1209-400	without hose	-	-	F1/2"–M1/2"BSP
070-1209-410	10 m	1/2"	20 bar	F1/2"–M1/2" BSP

F-460

Article	L. hose	Ø hose	Max pressure	Inlet-Outlet
070-1309-400	without hose	-	-	F1/2"–M1/2" BSP
070-1309-415	15 m	1/2"	20 bar	F1/2"–M1/2" BSP

F-550

Article	L. hose	Ø hose	Max pressure	Inlet-Outlet
070-1409-400	without hose	-	-	F1/2"–M1/2" BSP
070-1409-500	without hose	-	-	F1"–M3/4" BSP
070-1409-420	20 m	1/2"	20 bar	F1/2"–M1/2" BSP
070-1409-425	25 m	1/2"	20 bar	F1/2"-M 1/2" BSP
070-1409-510	10 m	3/4"	20 bar	F1"–M3/4" BSP
070-1409-515	15 m	3/4"	20 bar	F1"–M3/4" BSP

F-555

Article	L. hose	Ø hose	Max pressure	Inlet-Outlet
070-1509-500	without hose	-	-	F1"–M3/4" BSP
070-1509-520	20 m	3/4"	20 bar	F1"–M3/4" BSP

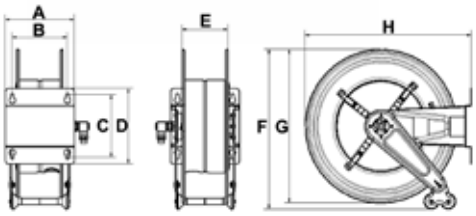

OVERALL DIMENSIONS FIXED VERSION

Mod.	A	B	C	D	E	F	G	H	Kg	m³	Nº
F-400	158	120	168	192	95	460	400	435	12,50<19,50	0,084	1
F-460	158	120	168	192	95	490	460	490	16,50<23,00	0,094	1
F-550	200	150	225	270	120	590	550	600	22,00<45,00	0,130	1
F-555	250	200	225	270	170	590	550	600	26,00<53,00	0,150	1

SWIVELLING AUTOMATIC HOSE REELS IN PAINTED STEEL FOR ANTIFREEZE - WINDSCREEN - AdBlue® 20 bar

Equipped with:
- **Black antistatic synthetic rubber EPDM hoses**
- **AISI 316 stainless steel** connections
- **Stainless steel** 90° swivelling joint
- Viton® seals
- **Stainless steel** reel shaft

S-400

Article	L. hose	Ø hose	Max pressure	Inlet-Outlet
071-1209-400	without hose	-	-	F1/2"–M1/2" BSP
071-1209-410	10 m	1/2"	20 bar	F1/2"–M1/2" BSP

S-460

Article	L. hose	Ø hose	Max pressure	Inlet-Outlet
071-1309-400	without hose	-	-	F1/2"–M1/2" BSP
071-1309-415	15 m	1/2"	20 bar	F1/2"–M1/2" BSP

S-550

Article	L. hose	Ø hose	Max pressure	Inlet-Outlet
071-1409-400	without hose	-	-	F1/2"–M1/2" BSP
071-1409-500	without hose	-	-	F1"–M3/4" BSP
071-1409-420	20 m	1/2"	20 bar	F1/2"–M1/2" BSP
071-1409-425	25 m	1/2"	20 bar	F1/2"-M 1/2" BSP
071-1409-510	10 m	3/4"	20 bar	F1"–M3/4" BSP
071-1409-515	15 m	3/4"	20 bar	F1"–M3/4" BSP

S-555

Article	L. hose	Ø hose	Max pressure	Inlet-Outlet
071-1509-500	without hose	-	-	F1"–M3/4" BSP
071-1509-520	20 m	3/4"	20 bar	F1"–M3/4" BSP

OVERALL DIMENSIONS SWIVELLING VERSION

Mod.	A	B	C	D	E	F	G	H	Kg	m³	№
S-400	150	120	168	196	95	460	400	550	13,50<20,50	0,084	1
S-460	150	120	168	196	95	490	460	575	17,50<24,00	0,094	1
S-550	200	150	225	270	120	572	550	680	23,00<45,00	0,130	1
S-555	250	200	225	270	170	572	550	680	27,00<54,00	0,150	1

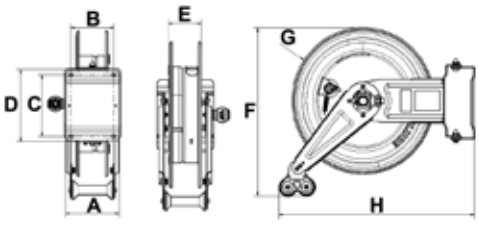

FIXED AUTOMATIC HOSE REELS IN PAINTED STEEL FOR DIESEL 10 bar

Equipped with:
- **Black antistatic rubber hoses**
- Galvanized steel connections
- Galvanized steel - anodized aluminum 90° swivelling joint
- Viton® seals

F-460

Article	Capacity	L. hose	Ø hose	Inlet-Outlet
070-1308-500	80 l/min	without hose	-	F1"–M3/4"BSP
070-1308-508	80 l/min	8 m	3/4"- 19x27	F1"–M1" BSP

F-550

Article	Capacity	L. hose	Ø hose	Inlet-Outlet
070-1408-600	95 l/min	without hose	-	F1"–M1" BSP
070-1408-510	90 l/min	10 m	3/4" - 19x27	F1"–M1" BSP
070-1408-515	85 l/min	15m	3/4" - 19x27	F1"–M1" BSP
070-1408-610	95 l/min	10m	1" - 25x35	F1"–M1" BSP

F-555

Article	Capacity	L. hose	Ø hose	Inlet-Outlet
070-1508-600	95 l/min	without hose	-	F1"–M1" BSP
070-1508-520	83 l/min	20 m	3/4" - 19x27	F1"–M1" BSP
070-1508-615	90 l/min	15 m	1"- 25x35	F1"–M1" BSP

F-560

Article	Capacity	L. hose	Ø hose	Inlet-Outlet
070-1608-600	95 l/min	without hose	-	F1"–M1" BSP
070-1608-530	80 l/min	30 m	3/4" - 19x27	F1"–M1" BSP
070-1608-540	75 l/min	40 m	3/4" - 19x27	F1"–M1" BSP
070-1608-620	87 l/min	20 m	1"- 25x35	F1"–M1" BSP
070-1608-630	85 l/min	30 m	1"- 25x35	F1"–M1" BSP

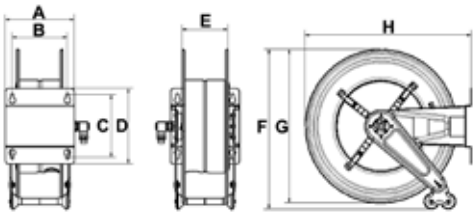

OVERALL DIMENSIONS FIXED VERSION

Mod.	A	B	C	D	E	F	G	H	Kg	m³	№
F-460	158	120	168	192	95	490	460	490	16,50<23,00	0,094	1
F-550	200	150	225	270	120	590	550	600	22,00<45,00	0,130	1
F-555	250	200	225	270	170	590	550	600	26,00<53,00	0,150	1
F-560	440	390	225	270	360	590	550	600	33,00<83,00	0,240	1

SWIVELLING AUTOMATIC HOSE REELS IN PAINTED STEEL FOR DIESEL 10 bar

Equipped with:
- **Black antistatic rubber hoses**
- Galvanized steel connections
- Galvanized steel - anodized aluminum 90° swivelling joint
- Viton® seals

S-460

Article	Capacity	L. hose	Ø hose	Inlet-Outlet
071-1308-500	80 l/min	without hose	-	F1”–M3/4” BSP
071-1308-508	80 l/min	8 m	3/4”- 19x27	F1”–M1” BSP

S-550

Article	Capacity	L. hose	Ø hose	Inlet-Outlet
071-1408-600	95 l/min	without hose	-	F1”–M1” BSP
071-1408-510	90 l/min	10 m	3/4"- 19x27	F1”–M1” BSP
071-1408-515	85 l/min	15m	3/4"- 19x27	F1”–M1” BSP
071-1408-610	95 l/min	10m	1” - 25x35	F1”–M1” BSP

S-555

Article	Capacity	L. hose	Ø hose	Inlet-Outlet
071-1508-600	95 l/min	without hose	-	F1”–M1” BSP
071-1508-520	83 l/min	20 m	3/4"- 19x27	F1”–M1” BSP
071-1508-615	90 l/min	15 m	1"- 25x35	F1”–M1” BSP

OVERALL DIMENSIONS SWIVELLING VERSION

Mod.	A	B	C	D	E	F	G	H	Kg	m³	Nº
S-460	150	120	168	196	95	490	460	575	17,50<24,00	0,094	1
S-550	200	150	225	270	120	572	550	680	23,00<45,00	0,130	1
S-555	250	200	225	270	170	572	550	680	27,00<54,00	0,150	1

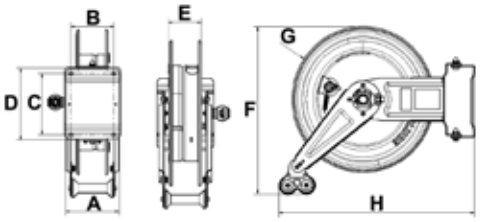

FIXED AUTOMATIC HOSE REELS IN PAINTED STEEL FOR GASOLINE 16 bar

Equipped with:
- **Black antistatic synthetic rubber hoses steel wire helix with high strength syntetic textile plies, copper wire**
- Reference regulations: **EN 1761 - EN 12115 ATEX (EX ZONE)**
- Self-extinguishing according to: **TRbf 131/2**
- Galvanized steel connections
- Galvanized steel 90° swivelling joint - Viton® seals
- **Compliant with ATEX directive (see ATEX regulation at page 390)**

II 2 G Ex h IIB T4 Gb X
II 2 D Ex h IIIC T4 Db

F-550

Article	Capacity	L. hose	Ø hose	Inlet-Outlet
070-1418-600	95 l/min	without hose	-	F1"–M1"BSP
070-1418-510	90 l/min	10 m	3/4"- 19x27	F1"–M1" BSP
070-1418-515	85 l/min	15 m	3/4"- 19x27	F1"–M1" BSP
070-1418-610	95 l/min	10 m	1" - 25x35	F1"–M1" BSP

F-555

Article	Capacity	L. hose	Ø hose	Inlet-Outlet
070-1518-600	95 l/min	without hose	-	F1"–M1" BSP
070-1518-520	83 l/min	20 m	3/4"- 19x27	F1"–M1" BSP
070-1518-615	90 l/min	15 m	1" - 25x35	F1"–M1" BSP

F-560

Article	Capacity	L. hose	Ø hose	Inlet-Outlet
070-1618-600	95 l/min	without hose	-	F1"–M1" BSP
070-1618-530	80 l/min	30 m	3/4"- 19x27	F1"–M1" BSP
070-1618-620	87 l/min	20 m	1" - 25x35	F1"–M1" BSP
070-1618-630	85 l/min	30 m	1" - 25x35	F1"–M1" BSP

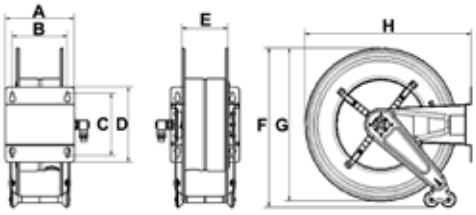

OVERALL DIMENSIONS FIXED VERSION

Mod.	A	B	C	D	E	F	G	H	Kg	m³	№
F-550	200	150	225	270	120	590	550	600	22,00<45,00	0,130	1
F-555	250	200	225	270	170	590	550	600	26,00<53,00	0,150	1
F-560	440	390	225	270	360	590	550	600	33,00<83,00	0,240	1

SWIVELLING AUTOMATIC HOSE REELS IN PAINTED STEEL FOR GASOLINE 16 bar

Equipped with:
- **Black antistatic synthetic rubber hoses steel wire helix with high strength syntetic textile plies, copper wire**
- Reference regulations: **EN 1761 - EN 12115 ATEX (EX ZONE)**
- Self-extinguishing according to: **TRbf 131/2**
- Galvanized steel connections
- Galvanized steel 90° swivelling joint - Viton® seals
- **Compliant with ATEX directive (see ATEX regulation at page 390)**

II 2 G Ex h IIB T4 Gb X
II 2 D Ex h IIIC T4 Db

Article	Capacity	L. hose	Ø hose	Inlet-Outlet
071-1418-600	95 l/min	without hose	-	F1"–M1" BSP
071-1418-510	90 l/min	10 m	3/4"- 19x27	F1"–M1" BSP
071-1418-515	85 l/min	15 m	3/4"- 19x27	F1"–M1" BSP
071-1418-610	95 l/min	10 m	1" - 25x35	F1"–M1" BSP

S-550

Article	Capacity	L. hose	Ø hose	Inlet-Outlet
071-1518-600	95 l/min	without hose	-	F1"–M1" BSP
071-1518-520	83 l/min	20 m	3/4"- 19x27	F1"–M1" BSP
071-1518-615	90 l/min	15 m	1" - 25x35	F1"–M1" BSP

S-555

OVERALL DIMENSIONS SWIVELLING VERSION

Mod.	A	B	C	D	E	F	G	H	Kg	m³	Nº
S-550	200	150	225	270	120	572	550	680	23,00<45,00	0,130	1
S-555	250	200	225	270	170	572	550	680	27,00<54,00	0,150	1

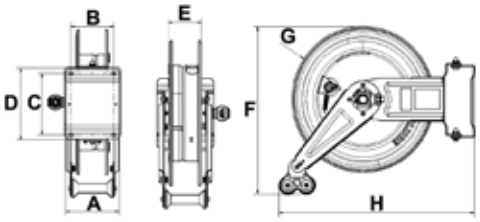

FIXED AUTOMATIC HOSE REELS IN PAINTED STEEL WITHOUT HOSE

F-400

Article	Fluid dispensed	90°swivelling joint	Seals	Inlet-Outlet
070-1201-300	Air-Water 20 bar	brass	Viton®	F3/8”-M3/8”BSP
070-1201-400	Air-Water 20 bar	brass	Viton®	F1/2”-M1/2” BSP
070-1205-300	Water 150°C 400 bar	stainless steel	Viton®	F3/8”-M3/8” BSP
070-1205-400	Water 150°C 400 bar	stainless steel	Viton®	F1/2”-M1/2” BSP
070-1206-400	Oil 160 bar	galvanized steel	NBR	F1/2”-M1/2” BSP
070-1207-200	Grease 600 bar	galvanized steel	polyurethane	M1/4”-M1/4” BSP
070-1207-300	Grease 600 bar	galvanized steel	polyurethane	M3/8”-M3/8” BSP
070-1207-400	Grease 500 bar	galvanized steel	polyurethane	M1/2”-M1/2” BSP
070-1209-400	Antifreeze-Windscreen 20 bar	acciaio inox	Viton®	F1/2”-M1/2” BSP

F-460

Article	Fluid dispensed	90°swivelling joint	Seals	Inlet-Outlet
070-1301-400	Air-Water 20 bar	brass	Viton®	F1/2”-M1/2” BSP
070-1305-300	Water 150°C 400 bar	stainless steel	Viton®	F3/8”-M3/8” BSP
070-1305-400	Water 150°C 400 bar	stainless steel	Viton®	F1/2”-M1/2” BSP
070-1306-400	Oil 160 bar	galvanized steel	NBR	F1/2”-M1/2” BSP
070-1307-200	Grease 600 bar	galvanized steel	polyurethane	M1/4”-M1/4” BSP
070-1307-300	Grease 600 bar	galvanized steel	polyurethane	M3/8”-M3/8” BSP
070-1307-400	Grease 500 bar	galvanized steel	polyurethane	M1/2”-M1/2” BSP
070-1309-400	Antifreeze-Windscreen 20 bar	stainless steel	Viton®	F1/2”-M1/2” BSP

F-550

Article	Fluid dispensed	90°swivelling joint	Seals	Inlet-Outlet
070-1401-400	Air-Water 20 bar	brass	Viton®	F1/2”-M1/2” BSP
070-1405-300	Water 150°C 400 bar	stainless steel	Viton®	F3/8”-M3/8” BSP
070-1405-400	Water 150°C 400 bar	stainless steel	Viton®	F1/2”-M1/2” BSP
070-1406-400	Oil 160 bar	galvanized steel	NBR	F1/2”-M1/2” BSP
070-1407-300	Grease 600 bar	galvanized steel	polyurethane	M3/8”-M3/8” BSP
070-1407-400	Grease 500 bar	galvanized steel	polyurethane	M1/2”-M1/2” BSP
070-1408-600	Diesel 10 bar	galvanized steel	Viton®	F1”-M1” BSP
070-1409-500	AdBlue® 20 bar	stainless steel	Viton®	F1”-M3/4” BSP

F-555

Article	Fluid dispensed	90°swivelling joint	Seals	Inlet-Outlet
070-1502-400	Air-Water 20 bar	brass	Viton®	F1/2”-M1/2” BSP
070-1502-600	Air-Water 20 bar	brass	Viton®	F1”-M1” BSP
070-1505-300	Water 150°C 400 bar	stainless steel	Viton®	F3/8”-M3/8” BSP
070-1505-400	Water 150°C 400 bar	stainless steel	Viton®	F1/2”-M1/2” BSP
070-1506-400	Oil 160 bar	galvanized steel	NBR	F1/2”-M1/2” BSP
070-1506-500	Oil 160 bar	galvanized steel	NBR	F3/4”-M3/4” BSP
070-1506-600	Oil 160 bar	galvanized steel	NBR	F1”-M1” BSP
070-1507-300	Grease 600 bar	galvanized steel	polyurethane	M3/8”-M3/8” BSP
070-1507-400	Grease 500 bar	galvanized steel	polyurethane	M1/2”-M1/2”BSP
070-1508-600	Diesel 10 bar	galvanized steel	Viton®	F1”-M1” BSP

F-560

Article	Fluid dispensed	90°swivelling joint	Seals	Inlet-Outlet
070-1602-600	Air-Water 20 bar	brass	Viton®	F1”-M1” BSP
070-1605-400	Water 150°C 400 bar	stainless steel	Viton®	F1/2”-M1/2” BSP
070-1606-500	Oil 160 bar	galvanized steel	NBR	F3/4”-M3/4” BSP
070-1606-600	Oil 160 bar	galvanized steel	NBR	F1”-M1” BSP
070-1608-600	Diesel 10 bar	galvanized steel	Viton®	F1”-M1” BSP

OVERALL DIMENSIONS FIXED VERSION

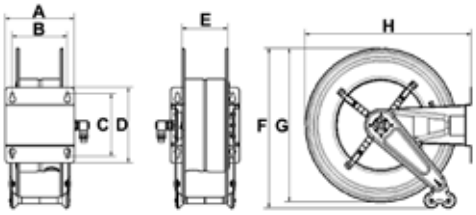

Mod.	A	B	C	D	E	F	G	H	Kg	m³	Nº
F-400	158	120	168	192	95	460	400	435	12,50	0,084	1
F-460	158	120	168	192	95	490	460	490	16,50	0,094	1
F-550	200	150	225	270	120	590	550	600	22,00	0,130	1
F-555	250	200	225	270	170	590	550	600	26,00	0,150	1
F-560	440	390	225	270	360	590	550	600	33,00	0,240	1

SWIVELLING AUTOMATIC HOSE REELS IN PAINTED STEEL WITHOUT HOSE

S-400

Article	Fluid dispensed	90°swivelling joint	Seals	Inlet-Outlet
071-1201-300	Air-Water 20 bar	brass	Viton®	F3/8”–M3/8” BSP
071-1201-400	Air-Water 20 bar	brass	Viton®	F1/2”–M1/2” BSP
071-1205-300	Water 150°C 400 bar	stainless steel	Viton®	F3/8”–M3/8” BSP
071-1205-400	Water 150°C 400 bar	stainless steel	Viton®	F1/2”–M1/2” BSP
071-1206-400	Oil 160 bar	galvanized steel	NBR	F1/2”–M1/2” BSP
071-1207-200	Grease 600 bar	galvanized steel	polyurethane	M1/4”–M1/4” BSP
071-1207-300	Grease 600 bar	galvanized steel	polyurethane	M3/8”–M3/8” BSP
071-1207-400	Grease 500 bar	galvanized steel	polyurethane	M1/2”–M1/2” BSP
071-1209-400	Antifreeze-Windscreen 20 bar	stainless steel	Viton®	F1/2”–M1/2” BSP

S-460

Article	Fluid dispensed	90°swivelling joint	Seals	Inlet-Outlet
071-1301-400	Air-Water 20 bar	brass	Viton®	F1/2”–M1/2” BSP
071-1305-300	Water 150°C 400 bar	stainless steel	Viton®	F3/8”–M3/8” BSP
071-1305-400	Water 150°C 400 bar	stainless steel	Viton®	F1/2”–M1/2” BSP
071-1306-400	Oil 160 bar	galvanized steel	NBR	F1/2”–M1/2” BSP
071-1307-200	Grease 600 bar	galvanized steel	polyurethane	M1/4”–M1/4” BSP
071-1307-300	Grease 600 bar	galvanized steel	polyurethane	M3/8”–M3/8” BSP
071-1307-400	Grease 500 bar	galvanized steel	polyurethane	M1/2”–M1/2” BSP
071-1309-400	Antifreeze-Windscreen 20 bar	acciaio inox	Viton®	F1/2”–M1/2” BSP

S-550

Article	Fluid dispensed	90°swivelling joint	Seals	Inlet-Outlet
071-1401-400	Air-Water 20 bar	brass	Viton®	F1/2”–M1/2” BSP
071-1405-300	Water150°C 400 bar	stainless steel	Viton®	F3/8”–M3/8” BSP
071-1405-400	Water 150°C 400 bar	stainless steel	Viton®	F1/2”–M1/2” BSP
071-1406-400	Oil 160 bar	galvanized steel	NBR	F1/2”–M1/2” BSP
071-1407-300	Grease 600 bar	galvanized steel	polyurethane	M3/8”–M3/8” BSP
071-1407-400	Grease 500 bar	galvanized steel	polyurethane	M1/2”–M1/2” BSP
071-1408-600	Diesel 10 bar	galvanized steel	Viton®	F1”–M1” BSP
071-1409-500	AdBlue® 20 bar	stainless steel	Viton®	F3/4”–M3/4” BSP

S-555

Article	Fluid dispensed	90°swivelling joint	Seals	Inlet-Outlet
071-1502-400	Air-Water 20 bar	brass	Viton®	F1/2”–M1/2” BSP
071-1502-600	Air-Water 20 bar	brass	Viton®	F1”–M1” BSP
071-1505-300	Water 150°C 400 bar	stainless steel	Viton®	F3/8”–M3/8” BSP
071-1505-400	Water 150°C 400 bar	stainless steel	Viton®	F1/2”–M1/2” BSP
071-1506-400	Oil 160 bar	galvanized steel	NBR	F1/2”–M1/2” BSP
071-1506-500	Oil 160 bar	galvanized steel	NBR	F3/4”–M3/4” BSP
071-1506-600	Oil 160 bar	galvanized steel	NBR	F1”–M1” BSP
071-1507-300	Grease 600 bar	galvanized steel	polyurethane	M3/8”–M3/8” BSP
071-1507-400	Grease 500 bar	galvanized steel	polyurethane	M1/2”–M1/2” BSP
071-1508-600	Diesel 10 bar	galvanized steel	Viton®	F1”–M1” BSP

OVERALL DIMENSIONS SWIVELLING VERSION

Mod.	A	B	C	D	E	F	G	H	Kg	m³	N°
S-400	150	120	168	196	95	460	400	550	13,50	0,084	1
S-460	150	120	168	196	95	490	460	575	17,50	0,094	1
S-550	200	150	225	270	120	572	550	680	23,00	0,130	1
S-555	250	200	225	270	170	572	550	680	27,00	0,150	1

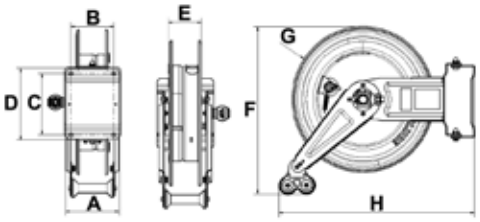

FIXED AUTOMATIC HOSE REELS IN AISI 304 STAINLESS STEEL FOR AIR-WATER 20 bar

Equipped with:
- **Blue polyurethane ether-based hoses**
- Nickel-plated brass or galvanized steel connections
- Brass 90° swivelling joint
- Viton® seals

FX-400

Article	L. hose	Ø hose	Max pressure	Inlet-Outlet
070-2201-300	without hose	-	-	F1/2"–M3/8"BSP
070-2201-400	without hose	-	-	F1/2"–M1/2" BSP
070-2201-215	15 m	8x12	20 bar	F1/2"G–M1/4" G gir.
070-2201-220	20 m	8x12	20 bar	F1/2"G–M1/4" G gir.
070-2201-310	10 m	10x14	20 bar	F1/2"–M3/8" BSP
070-2201-315	15 m	10x14	20 bar	F1/2"–M3/8" BSP
070-2201-410	10 m	13x19	20 bar	F1/2"–M1/2" BSP

FX-460

Article	L. hose	Ø hose	Max pressure	Inlet-Outlet
070-2301-300	without hose	-	-	F1/2"–M3/8" BSP
070-2301-400	without hose	-	-	F1/2"–M1/2" BSP
070-2301-320	20 m	10X14	20 bar	F1/2"–M3/8" BSP
070-2301-415	15 m	13X19	20 bar	F1/2"–M1/2" BSP
070-2301-418	18 m	13X19	20 bar	F1/2"–M1/2" BSP

FX-550

Article	L. hose	Ø hose	Max pressure	Inlet-Outlet
070-2401-400	without hose	-	-	F1/2"–M1/2" BSP
070-2401-420	20 m	13X19	20 bar	F1/2"–M1/2" BSP
070-2401-425	25 m	13X19	20 bar	F1/2"–M1/2" BSP

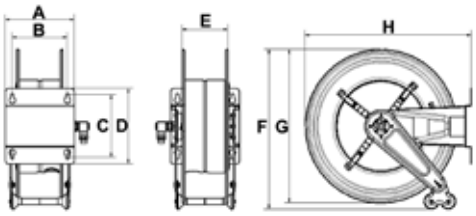

OVERALL DIMENSIONS FIXED VERSION

Mod.	A	B	C	D	E	F	G	H	Kg	m³	Nº
FX-400	158	120	168	192	95	460	400	435	12,50<19,50	0,084	1
FX-460	158	120	168	192	95	490	460	490	16,50<23,00	0,094	1
FX-550	200	150	225	270	120	590	550	600	22,00<28,00	0,130	1

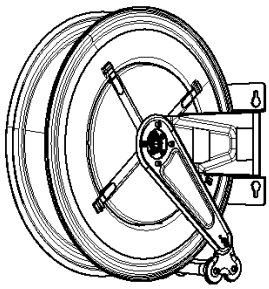

Wall application with inside output hose

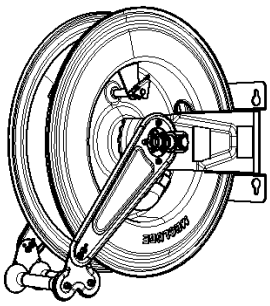

Wall application with external output hose



Wall and ceiling application with frontal output hose

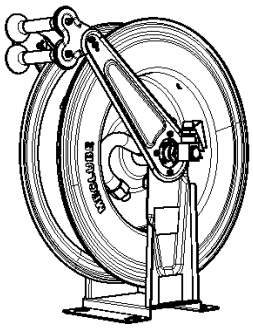

Application bench with frontal output hose

SWIVELLING AUTOMATIC HOSE REELS IN AISI 304 STAINLESS STEEL FOR AIR-WATER 20 bar

Equipped with:
- **Blue polyurethane ether-based hoses**
- Nickel-plated brass or galvanized steel connections
- Brass 90° swivelling joint
- Viton® seals

SX-400

Article	L. hose	Ø hose	Max pressure	Inlet-Outlet
071-2201-300	without hose	-	-	F1/2"–M3/8" BSP
071-2201-400	without hose	-	-	F1/2"–M1/2" BSP
071-2201-215	15 m	8x12	20 bar	F1/2"G–M1/4" G gir.
071-2201-220	20 m	8x12	20 bar	F1/2"G–M1/4" G gir.
071-2201-310	10 m	10x14	20 bar	F1/2"–M3/8" BSP
071-2201-315	15 m	10x14	20 bar	F1/2"–M3/8" BSP
071-2201-410	10 m	13x19	20 bar	F1/2"–M1/2" BSP

SX-460

Article	L. hose	Ø hose	Max pressure	Inlet-Outlet
071-2301-300	without hose	-	-	F1/2"–M3/8" BSP
071-2301-400	without hose	-	-	F1/2"–M1/2" BSP
071-2301-320	20 m	10X14	20 bar	F1/2"–M3/8" BSP
071-2301-415	15 m	13X19	20 bar	F1/2"–M1/2" BSP
071-2301-418	18 m	13X19	20 bar	F1/2"–M1/2" BSP

SX-550

Article	L. hose	Ø hose	Max pressure	Inlet-Outlet
071-2401-400	without hose	-	-	F1/2"–M1/2" BSP
071-2401-420	20 m	13X19	20 bar	F1/2"–M1/2" BSP
071-2401-425	25 m	13X19	20 bar	F1/2"–M1/2" BSP

OVERALL DIMENSIONS SWIVELLING VERSION

Mod.	A	B	C	D	E	F	G	H	Kg	m³	Nº
SX-400	150	120	168	196	95	460	400	550	13,50<20,50	0,084	1
SX-460	150	120	168	196	95	490	460	575	17,50<24,00	0,094	1
SX-550	200	150	225	270	120	572	550	680	23,00<29,00	0,130	1

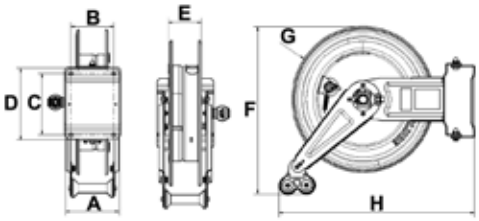

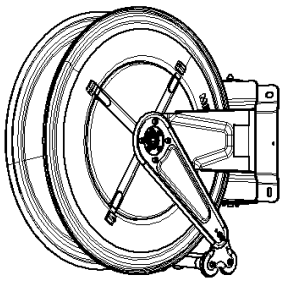

Wall application with inside output hose

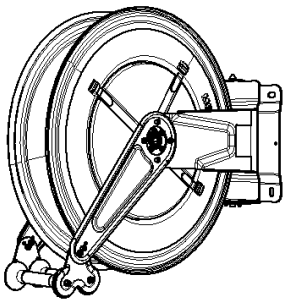

Wall application with external output hose

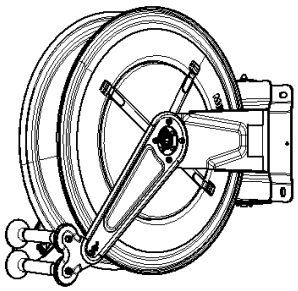

Wall and ceiling application with frontal outside hose

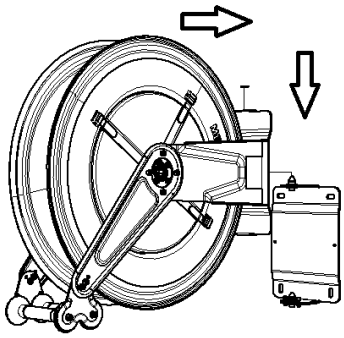

The insertion of the hose reel in the wall bracket is with quick disconnect coupling

FIXED AUTOMATIC HOSE REELS IN AISI 304 STAINLESS STEEL FOR AIR-WATER FROM 20 TO 28 bar

Equipped with:
- **Black synthetic rubber hoses R6,** Galvanized steel connections
- Brass 90° swivelling joint, Viton® seals

FX-400

Article	L. hose	Ø hose	Max pressure	Inlet-Outlet
070-2201-300	without hose	-	-	F1/2”–M3/8”BSP
070-2201-400	without hose	-	-	F1/2”–M1/2” BSP
070-2202-212	12 m	5/16”	28 bar	F1/2”–M1/4” BSP
070-2202-218	18 m	5/16”	28 bar	F1/2”–M1/4” BSP
070-2202-310	10 m	3/8”	28 bar	F1/2”–M3/8” BSP
070-2202-315	15 m	3/8”	28 bar	F1/2”–M3/8” BSP
070-2202-410	10 m	1/2”	28 bar	F1/2”–M1/2” BSP

FX-460

Article	L. hose	Ø hose	Max pressure	Inlet-Outlet
070-2301-300	without hose	-	-	F1/2”–M3/8” BSP
070-2301-400	without hose	-	-	F1/2”–M1/2” BSP
070-2302-318	18 m	3/8”	28 bar	F1/2”–M3/8” BSP
070-2302-320	20 m	3/8”	28 bar	F1/2”–M3/8” BSP
070-2302-415	15 m	1/2"	28 bar	F1/2”–M1/2” BSP
070-2302-418	18 m	1/2"	28 bar	F1/2”–M1/2” BSP

FX-550

Article	L. hose	Ø hose	Max pressure	Inlet-Outlet
070-2401-400	without hose	-	-	F1/2”–M1/2” BSP
070-2402-500	without hose	-	-	F1”–M3/4” BSP
070-2402-420	20 m	1/2”	28 bar	F1/2”–M1/2” BSP
070-2402-425	25 m	1/2”	28 bar	F1/2”–M1/2” BSP
070-2402-515	15 m	3/4”	21 bar	F1”–M3/4” BSP

FX-555

Article	L. hose	Ø hose	Max pressure	Inlet-Outlet
070-2502-400	without hose	-	-	F1/2”–M1/2” BSP
070-2502-500	without hose	-	-	F1”–M3/4” BSP
070-2502-600	without hose	-	-	F1”–M1” BSP
070-2502-430	30 m	1/2”	28 bar	F1/2”–M1/2” BSP
070-2502-520	20 m	3/4”	21 bar	F1”–M3/4” BSP
070-2502-615	15 m	1”	20 bar	F1”– M1” BSP

FX-560

Article	L. hose	Ø hose	Max pressure	Inlet-Outlet
070-2602-400	without hose	-	-	F1/2”–M1/2” BSP
070-2602-500	without hose	-	-	F1”–M3/4” BSP
070-2602-600	without hose	-	-	F1”–M1” BSP
070-2602-440	40 m	1/2”	28 bar	F1/2”–M1/2” BSP
070-2602-530	30 m	3/4”	21 bar	F1”–M3/4” BSP
070-2602-540	40 m	3/4”	21 bar	F1”–M3/4” BSP
070-2602-620	20 m	1”	20 bar	F1”–M1” BSP
070-2602-630	30 m	1”	20 bar	F1”– M1” BSP

OVERALL DIMENSIONS FIXED VERSION

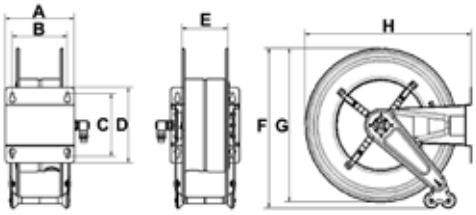

Mod.	A	B	C	D	E	F	G	H	Kg	m³	Nº
FX-400	158	120	168	192	95	460	400	435	12,50<19,50	0,084	1
FX-460	158	120	168	192	95	490	460	490	16,50<23,00	0,094	1
FX-550	200	150	225	270	120	590	550	600	22,00<45,00	0,130	1
FX-555	250	200	225	270	170	590	550	600	26,00<53,00	0,150	1
FX-560	440	390	225	270	360	590	550	600	33,00<83,00	0,240	1

SWIVELLING AUTOMATIC HOSE REELS IN AISI 304 STAINLESS STEEL FOR AIR-WATER FROM 20 TO 28 bar

Equipped with:
- **Black synthetic rubber hoses R6,** Galvanized steel connections
- Brass 90° swivelling joint, Viton® seals

SX-400

Article	L. hose	Ø hose	Max pressure	Inlet-Outlet
071-2201-300	without hose	-	-	F1/2”–M3/8” BSP
071-2201-400	without hose	-	-	F1/2”–M1/2” BSP
071-2202-212	12 m	5/16”	28 bar	F1/2”–M1/4” BSP
071-2202-218	18 m	5/16”	28 bar	F1/2”–M1/4” BSP
071-2202-310	10 m	3/8”	28 bar	F1/2”–M3/8” BSP
071-2202-315	15 m	3/8”	28 bar	F1/2”–M3/8” BSP
071-2202-410	10 m	1/2”	28 bar	F1/2”–M1/2” BSP

SX-460

Article	L. hose	Ø hose	Max pressure	Inlet-Outlet
071-2301-300	without hose	-	-	F1/2”–M3/8” BSP
071-2301-400	without hose	-	-	F1/2”–M1/2” BSP
071-2302-318	18 m	3/8”	28 bar	F1/2”–M3/8” BSP
071-2302-320	20 m	3/8”	28 bar	F1/2”–M3/8” BSP
071-2302-415	15 m	1/2"	28 bar	F1/2”–M1/2” BSP
071-2302-418	18 m	1/2"	28 bar	F1/2”–M1/2” BSP

SX-550

Article	L. hose	Ø hose	Max pressure	Inlet-Outlet
071-2401-400	without hose	-	-	F1/2”–M1/2” BSP
071-2402-500	without hose	-	-	F1”–M3/4” BSP
071-2402-420	20 m	1/2”	28 bar	F1/2”–M1/2” BSP
071-2402-425	25 m	1/2”	28 bar	F1/2”–M1/2” BSP
071-2402-515	15 m	3/4”	21 bar	F1”–M3/4” BSP

SX-555

Article	L. hose	Ø hose	Max pressure	Inlet-Outlet
071-2502-400	without hose	-	-	F1/2”–M1/2” BSP
071-2502-500	without hose	-	-	F1”–M3/4” BSP
071-2502-600	without hose	-	-	F1”–M1” BSP
071-2502-430	30 m	1/2”	28 bar	F1/2”–M1/2” BSP
071-2502-520	20 m	3/4”	21 bar	F1”–M3/4” BSP
071-2502-615	15 m	1”	20 bar	F1”– M1” BSP

OVERALL DIMENSIONS SWIVELLING VERSION

Mod.	A	B	C	D	E	F	G	H	Kg	m³	Nº
SX-400	150	120	168	196	95	460	400	550	13,50<20,50	0,084	1
SX-460	150	120	168	196	95	490	460	575	17,50<24,00	0,094	1
SX-550	200	150	225	270	120	572	550	680	23,00<45,00	0,130	1
SX-555	250	200	225	270	170	572	550	680	27,00<54,00	0,150	1

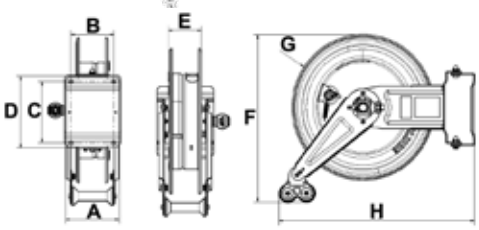

FIXED AUTOMATIC HOSE REELS IN AISI 304 STAINLESS STEEL FOR WATER 150°C 200 bar

Equipped with:
- **Blue no trace synthetic rubber hoses 1SC**
- Galvanized steel connections
- **AISI 304 stainless steel** 90° swivelling joint
- Viton® seals

FX-400

Article	L. hose	Ø hose	Max pressure	Inlet-Outlet
070-2205-300	without hose	-	-	F1/2"-M3/8"BSP
070-2205-400	without hose	-	-	F1/2"-M1/2" BSP
070-2204-210	10 m	5/16"	200 bar	F1/2"-F3/8" BSP
070-2204-215	15 m	5/16"	200 bar	F1/2"-F3/8" BSP
070-2204-310	10 m	3/8"	200 bar	F1/2"-F3/8" BSP
070-2204-410	10 m	1/2"	200 bar	F1/2"-F1/2" BSP

FX-460

Article	L. hose	Ø hose	Max pressure	Inlet-Outlet
070-2305-300	without hose	-	-	F1/2"-M3/8" BSP
070-2305-400	without hose	-	-	F1/2"-M1/2" BSP
070-2304-220	20 m	5/16"	200 bar	F1/2"-F3/8" BSP
070-2304-315	15 m	3/8"	200 bar	F1/2"-F3/8" BSP
070-2304-318	18 m	3/8"	200 bar	F1/2"-F3/8" BSP
070-2304-415	15 m	1/2"	200 bar	F1/2"-F1/2" BSP

FX-550

Article	L. hose	Ø hose	Max pressure	Inlet-Outlet
070-2405-300	without hose	-	-	F1/2"-M3/8" BSP
070-2405-400	without hose	-	-	F1/2"-M1/2" BSP
070-2404-320	20 m	3/8"	200 bar	F1/2"-F3/8" BSP
070-2404-325	25 m	3/8"	200 bar	F1/2"-F3/8" BSP
070-2404-420	20 m	1/2"	200 bar	F1/2"-F1/2" BSP
070-2404-425	25 m	1/2"	200 bar	F1/2"-F1/2" BSP

FX-555

Article	L. hose	Ø hose	Max pressure	Inlet-Outlet
070-2505-300	without hose	-	-	F1/2"-M3/8" BSP
070-2505-400	without hose	-	-	F1/2"-M1/2" BSP
070-2504-330	30 m	3/8"	200 bar	F1/2"-F3/8" BSP
070-2504-430	30 m	1/2"	200 bar	F1/2"-F1/2" BSP

FX-560

Article	L. hose	Ø hose	Max pressure	Inlet-Outlet
070-2605-400	without hose	-	-	F1/2"-M1/2" BSP
070-2604-340	40 m	3/8"	200 bar	F1/2"-F3/8" BSP
070-2604-350	50 m	3/8"	200 bar	F1/2"-F3/8" BSP
070-2604-440	40 m	1/2"	200 bar	F1/2"-F1/2" BSP

OVERALL DIMENSIONS FIXED VERSION

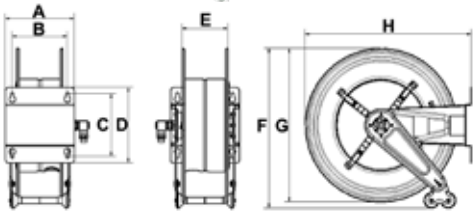

Mod.	A	B	C	D	E	F	G	H	Kg	m³	Nº
FX-400	158	120	168	192	95	460	400	435	12,50<19,50	0,084	1
FX-460	158	120	168	192	95	490	460	490	16,50<23,00	0,094	1
FX-550	200	150	225	270	120	590	550	600	22,00<45,00	0,130	1
FX-555	250	200	225	270	170	590	550	600	26,00<53,00	0,150	1
FX-560	440	390	225	270	360	590	550	600	33,00<83,00	0,240	1

SWIVELLING AUTOMATIC HOSE REELS IN AISI 304 STAINLESS STEEL FOR WATER 150°C 200 bar

Equipped with:
- **Blue no trace synthetic rubber hoses 1SC**
- Galvanized steel connections
- **AISI 304 stainless steel** 90° swivelling joint
- Viton® seals

SX-400

Article	L. hose	Ø hose	Max pressure	Inlet-Outlet
071-2205-300	without hose	-	-	F1/2"-M3/8" BSP
071-2205-400	without hose	-	-	F1/2"-M1/2" BSP
071-2204-210	10 m	5/16"	200 bar	F1/2"-F3/8" BSP
071-2204-215	15 m	5/16"	200 bar	F1/2"-F3/8" BSP
071-2204-310	10 m	3/8"	200 bar	F1/2"-F3/8" BSP
071-2204-410	10 m	1/2"	200 bar	F1/2"-F1/2" BSP

SX-460

Article	L. hose	Ø hose	Max pressure	Inlet-Outlet
071-2305-300	without hose	-	-	F1/2"-M3/8" BSP
071-2305-400	without hose	-	-	F1/2"-M1/2" BSP
071-2304-220	20 m	5/16"	200 bar	F1/2"-F3/8" BSP
071-2304-315	15 m	3/8"	200 bar	F1/2"-F3/8" BSP
071-2304-318	18 m	3/8"	200 bar	F1/2"-F3/8" BSP
071-2304-415	15 m	1/2"	200 bar	F1/2"-F1/2" BSP

SX-550

Article	L. hose	Ø hose	Max pressure	Inlet-Outlet
071-2405-300	without hose	-	-	F1/2"-M3/8" BSP
071-2405-400	without hose	-	-	F1/2"-M1/2" BSP
071-2404-320	20 m	3/8"	200 bar	F1/2"-F3/8" BSP
071-2404-325	25 m	3/8"	200 bar	F1/2"-F3/8" BSP
071-2404-420	20 m	1/2"	200 bar	F1/2"-F1/2" BSP
071-2404-425	25 m	1/2"	200 bar	F1/2"-F1/2" BSP

SX-555

Article	L. hose	Ø hose	Max pressure	Inlet-Outlet
071-2505-300	without hose	-	-	F1/2"-M3/8" BSP
071-2505-400	without hose	-	-	F1/2"-M1/2" BSP
071-2504-330	30 m	3/8"	200 bar	F1/2"-F3/8" BSP
071-2504-430	30 m	1/2"	200 bar	F1/2"-F1/2" BSP

OVERALL DIMENSIONS SWIVELLING VERSION

Mod.	A	B	C	D	E	F	G	H	Kg	m³	Nº
SX-400	150	120	168	196	95	460	400	550	13,50<20,50	0,084	1
SX-460	150	120	168	196	95	490	460	575	17,50<24,00	0,094	1
SX-550	200	150	225	270	120	572	550	680	23,00<45,00	0,130	1
SX-555	250	200	225	270	170	572	550	680	27,00<54,00	0,150	1

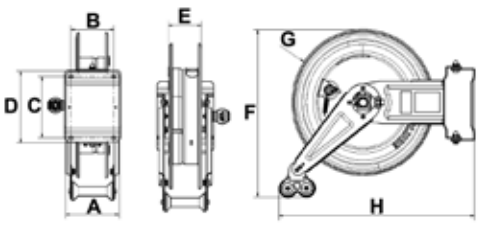

FIXED AUTOMATIC HOSE REELS IN AISI 304 STAINLESS STEEL FOR WATER 150°C 400 bar

Equipped with:
- **Blue no trace synthetic rubber hoses 2SC**
- Galvanized steel connections
- **AISI 304 stainless steel** 90° swivelling joint
- Viton® seals

FX-400

Article	L. hose	Ø hose	Max pressure	Inlet-Outlet
070-2205-300	without hose	-	-	F1/2"-M3/8"BSP
070-2205-400	without hose	-	-	F1/2"-M1/2" BSP
070-2205-210	10 m	5/16"	400 bar	F1/2"-F3/8" BSP
070-2205-215	15 m	5/16"	400 bar	F1/2"-F3/8" BSP
070-2205-310	10 m	3/8"	400 bar	F1/2"-F3/8" BSP
070-2205-410	10 m	1/2"	400 bar	F1/2"-F1/2" BSP

FX-460

Article	L. hose	Ø hose	Max pressure	Inlet-Outlet
070-2305-300	without hose	-	-	F1/2"-M3/8" BSP
070-2305-400	without hose	-	-	F1/2"-M1/2" BSP
070-2305-220	20 m	5/16"	400 bar	F1/2"-F3/8" BSP
070-2305-315	15 m	3/8"	400 bar	F1/2"-F3/8" BSP
070-2305-318	18 m	3/8"	400 bar	F1/2"-F3/8" BSP
070-2305-415	15 m	1/2"	400 bar	F1/2"-F1/2" BSP

FX-550

Articolo	L. tubo	Ø tubo	Pressione max	Entrata-Uscita
070-2405-300	without hose	-	-	F1/2"-M3/8" BSP
070-2405-400	without hose	-	-	F1/2"-M1/2" BSP
070-2405-320	20 m	3/8"	400 bar	F1/2"-F3/8" BSP
070-2405-325	25 m	3/8"	400 bar	F1/2"-F3/8" BSP
070-2405-420	20 m	1/2"	400 bar	F1/2"-F1/2" BSP
070-2405-425	25 m	1/2"	400 bar	F1/2"-F1/2" BSP

FX-555

Article	L. hose	Ø hose	Max pressure	Inlet-Outlet
070-2505-300	without hose	-	-	F1/2"-M3/8" BSP
070-2505-400	without hose	-	-	F1/2"-M1/2" BSP
070-2505-330	30 m	3/8"	400 bar	F1/2"-F3/8" BSP
070-2505-430	30 m	1/2"	400 bar	F1/2"-F1/2" BSP

FX-560

Article	L. hose	Ø hose	Max pressure	Inlet-Outlet
070-2605-400	without hose	-	-	F1/2"-M1/2" BSP
070-2605-340	40 m	3/8"	400 bar	F1/2"-F3/8" BSP
070-2605-350	50 m	3/8"	400 bar	F1/2"-F3/8" BSP
070-2605-440	40 m	1/2"	400 bar	F1/2"-F1/2" BSP

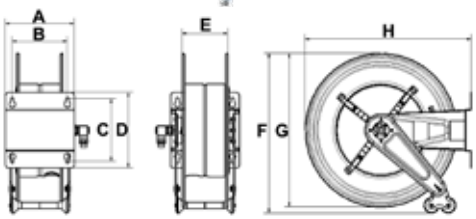

OVERALL DIMENSIONS FIXED VERSION

Mod.	A	B	C	D	E	F	G	H	Kg	m³	Nº
FX-400	158	120	168	192	95	460	400	435	12,50<19,50	0,084	1
FX-460	158	120	168	192	95	490	460	490	16,50<23,00	0,094	1
FX-550	200	150	225	270	120	590	550	600	22,00<45,00	0,130	1
FX-555	250	200	225	270	170	590	550	600	26,00<53,00	0,150	1
FX-560	440	390	225	270	360	590	550	600	33,00<83,00	0,240	1

SWIVELLING AUTOMATIC HOSE REELS IN AISI 304 STAINLESS STEEL FOR WATER 150°C 400 bar

Equipped with:
- **Blue no trace synthetic rubber hoses 2SC**
- Galvanized steel connections
- **AISI 304 stainless steel** 90° swivelling joint
- Viton® seals

SX-400

Article	L. hose	Ø hose	Max pressure	Inlet-Outlet
071-2205-300	without hose	-	-	F1/2"-M3/8" BSP
071-2205-400	without hose	-	-	F1/2"-M1/2" BSP
071-2205-210	10 m	5/16"	400 bar	F1/2"-F3/8" BSP
071-2205-215	15 m	5/16"	400 bar	F1/2"-F3/8" BSP
071-2205-310	10 m	3/8"	400 bar	F1/2"-F3/8" BSP
071-2205-410	10 m	1/2"	400 bar	F1/2"-F1/2" BSP

SX-460

Article	L. hose	Ø hose	Max pressure	Inlet-Outlet
071-2305-300	without hose	-	-	F1/2"-M3/8" BSP
071-2305-400	without hose	-	-	F1/2"-M1/2" BSP
071-2305-220	20 m	5/16"	400 bar	F1/2"-F3/8" BSP
071-2305-315	15 m	3/8"	400 bar	F1/2"-F3/8" BSP
071-2305-318	18 m	3/8"	400 bar	F1/2"-F3/8" BSP
071-2305-415	15 m	1/2"	400 bar	F1/2"-F1/2" BSP

SX-550

Article	L. hose	Ø hose	Max pressure	Inlet-Outlet
071-2405-300	without hose	-	-	F1/2"-M3/8" BSP
071-2405-400	without hose	-	-	F1/2"-M1/2" BSP
071-2405-320	20 m	3/8"	400 bar	F1/2"-F3/8" BSP
071-2405-325	25 m	3/8"	400 bar	F1/2"-F3/8" BSP
071-2405-420	20 m	1/2"	400 bar	F1/2"-F1/2" BSP
071-2405-425	25 m	1/2"	400 bar	F1/2"-F1/2" BSP

SX-555

Article	L. hose	Ø hose	Max pressure	Inlet-Outlet
071-2505-300	without hose	-	-	F1/2"-M3/8" BSP
071-2505-400	without hose	-	-	F1/2"-M1/2" BSP
071-2505-330	30 m	3/8"	400 bar	F1/2"-F3/8" BSP
071-2505-430	30 m	1/2"	400 bar	F1/2"-F1/2" BSP

OVERALL DIMENSIONS SWIVELLING VERSION

Mod.	A	B	C	D	E	F	G	H	Kg	m³	Nº
SX-400	150	120	168	196	95	460	400	550	13,50<20,50	0,084	1
SX-460	150	120	168	196	95	490	460	575	17,50<24,00	0,094	1
SX-550	200	150	225	270	120	572	550	680	23,00<45,00	0,130	1
SX-555	250	200	225	270	170	572	550	680	27,00<54,00	0,150	1

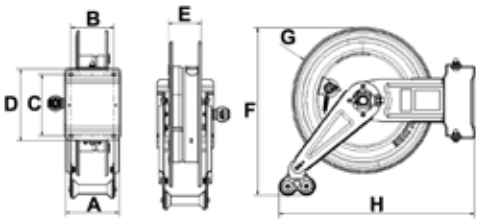

FIXED AUTOMATIC HOSE REELS IN AISI 304 STAINLESS STEEL FOR ANTIFREEZE - WINDSCREEN - AdBlue® 20 bar

Equipped with:
- **Black antistatic synthetic rubber EPDM hoses**
- **AISI 316 stainless steel** connections
- **AISI 316 stainless steel** 90° swivelling joint
- Viton® seals

FX-400

Article	L. hose	Ø hose	Max pressure	Inlet-Outlet
070-2209-400	without hose	-	-	F1/2"–M1/2"BSP
070-2209-410	10 m	1/2"	20 bar	F1/2"–M1/2" BSP

FX-460

Article	L. hose	Ø hose	Max pressure	Inlet-Outlet
070-2309-400	without hose	-	-	F1/2"–M1/2" BSP
070-2309-415	15 m	1/2"	20 bar	F1/2"–M1/2" BSP

FX-550

Article	L. hose	Ø hose	Max pressure	Inlet-Outlet
070-2409-400	without hose	-	-	F1/2"–M1/2" BSP
070-2409-500	without hose	-	-	F1"–M3/4" BSP
070-2409-420	20 m	1/2"	20 bar	F1/2"–M1/2" BSP
070-2409-425	25 m	1/2"	20 bar	F1/2"-M 1/2" BSP
070-2409-510	10 m	3/4"	20 bar	F1"–M3/4" BSP
070-2409-515	15 m	3/4"	20 bar	F1"–M3/4" BSP

FX-555

Article	L. hose	Ø hose	Max pressure	Inlet-Outlet
070-2509-500	without hose	-	-	F1"–M3/4" BSP
070-2509-520	20 m	3/4"	20 bar	F1"–M3/4" BSP

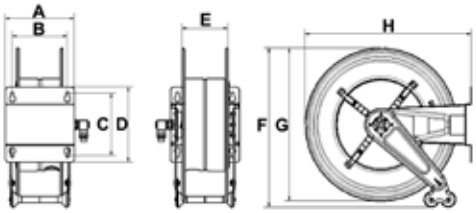

OVERALL DIMENSIONS FIXED VERSION

Mod.	A	B	C	D	E	F	G	H	Kg	m³	Nº
FX-400	158	120	168	192	95	460	400	435	12,50<19,50	0,084	1
FX-460	158	120	168	192	95	490	460	490	16,50<23,00	0,094	1
FX-550	200	150	225	270	120	590	550	600	22,00<45,00	0,130	1
FX-555	250	200	225	270	170	590	550	600	26,00<53,00	0,150	1

SWIVELLING AUTOMATIC HOSE REELS IN AISI 304 STAINLESS STEEL FOR ANTIFREEZE - WINDSCREEN - AdBlue® 20 bar

Equipped with:
- **Black antistatic synthetic rubber EPDM hoses**
- **AISI 316 stainless steel** connections
- **AISI 316 stainless steel** 90° swivelling joint
- Viton® seals

SX-400

Article	L. hose	Ø hose	Max pressure	Inlet-Outlet
071-2209-400	without hose	-	-	F1/2"–M1/2" BSP
071-2209-410	10 m	1/2"	20 bar	F1/2"–M1/2" BSP

SX-460

Article	L. hose	Ø hose	Max pressure	Inlet-Outlet
071-2309-400	without hose	-	-	F1/2"–M1/2" BSP
071-2309-415	15 m	1/2"	20 bar	F1/2"–M1/2" BSP

SX-550

Article	L. hose	Ø hose	Max pressure	Inlet-Outlet
071-2409-400	without hose	-	-	F1/2"–M1/2" BSP
071-2409-500	without hose	-	-	F1"–M3/4" BSP
071-2409-420	20 m	1/2"	20 bar	F1/2"–M1/2" BSP
071-2409-425	25 m	1/2"	20 bar	F1/2"-M 1/2" BSP
071-2409-510	10 m	3/4"	20 bar	F1"–M3/4" BSP
071-2409-515	15 m	3/4"	20 bar	F1"–M3/4" BSP

SX-555

Article	L. hose	Ø hose	Max pressure	Inlet-Outlet
071-2509-500	without hose	-	-	F1"–M3/4" BSP
071-2509-520	20 m	3/4"	20 bar	F1"–M3/4" BSP

OVERALL DIMENSIONS SWIVELLING VERSION

Mod.	A	B	C	D	E	F	G	H	Kg	m³	Nº
SX-400	150	120	168	196	95	460	400	550	13,50<20,50	0,084	1
SX-460	150	120	168	196	95	490	460	575	17,50<24,00	0,094	1
SX-550	200	150	225	270	120	572	550	680	23,00<45,00	0,130	1
SX-555	250	200	225	270	170	572	550	680	27,00<54,00	0,150	1

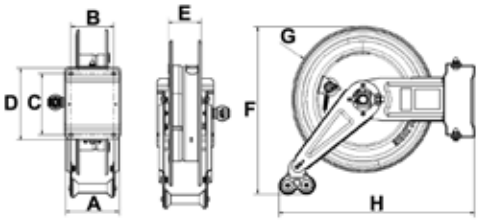

FIXED AUTOMATIC HOSE REELS IN AISI 304 STAINLESS STEEL FOR DIESEL 10 bar

Equipped with:
- **Black antistatic rubber hoses**
- Galvanized steel connections
- Galvanized steel - anodized aluminum 90° swivelling joint
- Viton® seals

FX-460

Article	Capacity	L. hose	Ø hose	Inlet-Outlet
070-2308-500	80 l/min	without hose	-	F1”–M3/4”BSP
070-2308-508	80 l/min	8 m	3/4”- 19x27	F1”–M1” BSP

FX-550

Article	Capacity	L. hose	Ø hose	Inlet-Outlet
070-2408-600	95 l/min	without hose	-	F1”–M1” BSP
070-2408-510	90 l/min	10 m	3/4"- 19x27	F1”–M1” BSP
070-2408-515	85 l/min	15m	3/4"- 19x27	F1”–M1” BSP
070-2408-610	95 l/min	10m	1” - 25x35	F1”–M1” BSP

FX-555

Article	Capacity	L. hose	Ø hose	Inlet-Outlet
070-2508-600	95 l/min	without hose	-	F1”–M1” BSP
070-2508-520	83 l/min	20 m	3/4"- 19x27	F1”–M1” BSP
070-2508-615	90 l/min	15 m	1"- 25x35	F1”–M1” BSP

FX-560

Article	Capacity	L. hose	Ø hose	Inlet-Outlet
070-2608-600	95 l/min	without hose	-	F1”–M1” BSP
070-2608-530	80 l/min	30 m	3/4"- 19x27	F1”–M1” BSP
070-2608-540	75 l/min	40 m	3/4"- 19x27	F1”–M1” BSP
070-2608-620	87 l/min	20 m	1”- 25x35	F1”–M1” BSP
070-2608-630	85 l/min	30 m	1”- 25x35	F1”–M1” BSP

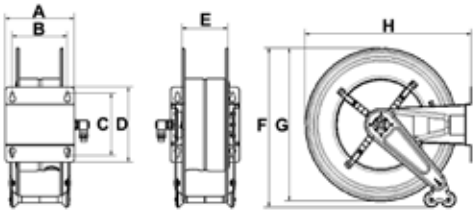

OVERALL DIMENSIONS FIXED VERSION

Mod.	A	B	C	D	E	F	G	H	Kg	m³	Nº
FX-460	158	120	168	192	95	490	460	490	16,50<23,00	0,094	1
FX-550	200	150	225	270	120	590	550	600	22,00<45,00	0,130	1
FX-555	250	200	225	270	170	590	550	600	26,00<53,00	0,150	1
FX-560	440	390	225	270	360	590	550	600	33,00<83,00	0,240	1

SWIVELLING AUTOMATIC HOSE REELS IN AISI 304 STAINLESS STEEL FOR DIESEL 10 bar

Equipped with:
- **Black antistatic rubber hoses**
- Galvanized steel connections
- Galvanized steel - anodized aluminum 90° swivelling joint
- Viton® seals

SX-460

Article	Capacity	L. hose	Ø hose	Inlet-Outlet
071-2308-500	80 l/min	without hose	-	F1”–M3/4” BSP
071-2308-508	80 l/min	8 m	3/4”- 19x27	F1”–M1” BSP

SX-550

Article	Capacity	L. hose	Ø hose	Inlet-Outlet
071-2408-600	95 l/min	without hose	-	F1”G–M1” BSP
071-2408-510	90 l/min	10 m	3/4"- 19x27	F1”–M1” BSP
071-2408-515	85 l/min	15m	3/4"- 19x27	F1”–M1” BSP
071-2408-610	95 l/min	10m	1” - 25x35	F1”–M1” BSP

SX-555

Article	Capacity	L. hose	Ø hose	Inlet-Outlet
071-2508-600	95 l/min	without hose	-	F1”–M1” BSP
071-2508-520	83 l/min	20 m	3/4"- 19x27	F1”–M1” BSP
071-2508-615	90 l/min	15 m	1"- 25x35	F1”–M1” BSP

OVERALL DIMENSIONS SWIVELLING VERSION

Mod.	A	B	C	D	E	F	G	H	Kg	m³	Nº
SX-460	150	120	168	196	95	490	460	575	17,50<24,00	0,094	1
SX-550	200	150	225	270	120	572	550	680	23,00<45,00	0,130	1
SX-555	250	200	225	270	170	572	550	680	27,00<54,00	0,150	1

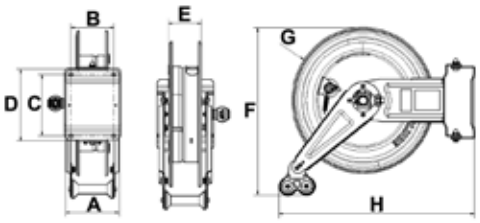

FIXED AUTOMATIC HOSE REELS IN AISI 304 STAINLESS STEEL FOR GASOLINE 16 bar

Equipped with:
- **Black antistatic synthetic rubber hoses steel wire helix with high strength syntetic textile plies, copper wire**
- Reference regulations: **EN 1761 - EN 12115 ATEX (EX ZONE)**
- Self-extinguishing according to: **TRbf 131/2**
- Galvanized steel connections
- **Stainless steel** 90° swivelling joint - Viton® seals
- **Compliant with ATEX directive (see ATEX regulation at page 390)**

II 2 G Ex h IIB T4 Gb X
II 2 D Ex h IIIC T4 Db

FX-550

Article	Capacity	L. hose	Ø hose	Inlet-Outlet
070-2418-600	95 l/min	without hose	-	F1"–M1"BSP
070-2418-510	90 l/min	10 m	3/4"- 19x27	F1"–M1" BSP
070-2418-515	85 l/min	15 m	3/4"- 19x27	F1"–M1" BSP
070-2418-610	95 l/min	10 m	1" - 25x35	F1"–M1" BSP

FX-555

Article	Capacity	L. hose	Ø hose	Inlet-Outlet
070-2518-600	95 l/min	without hose	-	F1"–M1" BSP
070-2518-520	83 l/min	20 m	3/4"- 19x27	F1"–M1" BSP
070-2518-615	90 l/min	15 m	1" - 25x35	F1"–M1" BSP

FX-560

Article	Capacity	L. hose	Ø hose	Inlet-Outlet
070-2618-600	95 l/min	without hose	-	F1"–M1" BSP
070-2618-530	80 l/min	30 m	3/4"- 19x27	F1"–M1" BSP
070-2618-620	87 l/min	20 m	1" - 25x35	F1"–M1" BSP
070-2618-630	85 l/min	30 m	1" - 25x35	F1"–M1" BSP

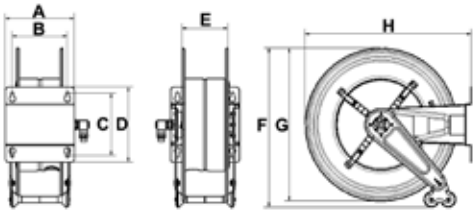

OVERALL DIMENSIONS FIXED VERSION

Mod.	A	B	C	D	E	F	G	H	Kg	m³	№
FX-550	200	150	225	270	120	590	550	600	22,00<45,00	0,130	1
FX-555	250	200	225	270	170	590	550	600	26,00<53,00	0,150	1
FX-560	440	390	225	270	360	590	550	600	33,00<83,00	0,240	1

SWIVELLING AUTOMATIC HOSE REELS IN AISI 304 STAINLESS STEEL FOR GASOLINE 16 bar

Equipped with:
- **Black antistatic synthetic rubber hoses steel wire helix with high strength syntetic textile plies, copper wire**
- Reference regulations: **EN 1761 - EN 12115 ATEX (EX ZONE)**
- Self-extinguishing according to: **TRbf 131/2**
- Galvanized steel connections
- **Stainless steel** 90° swivelling joint - Viton® seals
- **Compliant with ATEX directive (see ATEX regulation at page 390)**

II 2 G Ex h IIB T4 Gb X
II 2 D Ex h IIIC T4 Db

SX-550

Article	Capacity	L. hose	Ø hose	Inlet-Outlet
071-2418-600	95 l/min	without hose	-	F1"–M1" BSP
071-2418-510	90 l/min	10 m	3/4"- 19x27	F1"–M1" BSP
071-2418-515	85 l/min	15 m	3/4"- 19x27	F1"–M1" BSP
071-2418-610	95 l/min	10 m	1" - 25x35	F1"–M1" BSP

SX-555

Article	Capacity	L. hose	Ø hose	Inlet-Outlet
071-2518-600	95 l/min	without hose	-	F1"–M1" BSP
071-2518-520	83 l/min	20 m	3/4"- 19x27	F1"–M1" BSP
071-2518-615	90 l/min	15 m	1" - 25x35	F1"–M1" BSP

OVERALL DIMENSIONS SWIVELLING VERSION

Mod.	A	B	C	D	E	F	G	H	Kg	m³	N°
SX-550	200	150	225	270	120	572	550	680	23,00<45,00	0,130	1
SX-555	250	200	225	270	170	572	550	680	27,00<54,00	0,150	1

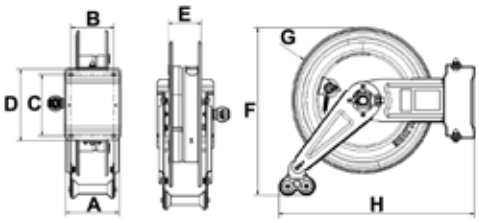

FIXED AUTOMATIC HOSE REELS IN AISI 304 STAINLESS STEEL FOR FOOD 120°C 15 bar

Equipped with:
- **White EPDM rubber tubes with blue cover**
- Regulations: **DM 21/3/73 e 18/6/79 + FOOD QUALITY F.D.A.**
- **AISI 316 stainless steel** connections
- **AISI 316 stainless steel** 90°swivelling joint - EPDM Seals

FX-400

Article	L. hose	Ø hose	Max pressure	Inlet-Outlet
070-2213-400	without hose	-	-	F1/2”–M1/2” BSP
070-2213-410	10 m	1/2”	15 bar	F1/2”–M1/2”BSP

FX-460

Article	L. hose	Ø hose	Max pressure	Inlet-Outlet
070-2313-400	without hose	-	-	F1/2”–M1/2” BSP
070-2313-415	15 m	1/2"	15 bar	F1/2”–M1/2” BSP

FX-550

Article	L. hose	Ø hose	Max pressure	Inlet-Outlet
070-2413-400	without hose	-	-	F1/2”–M1/2” BSP
070-2413-500	without hose	-	-	F1”–M3/4” BSP
070-2413-420	20 m	1/2”	15 bar	F1/2”–M1/2” BSP
070-2413-425	25 m	1/2”	15 bar	F1/2”–M1/2” BSP
070-2413-515	15 m	3/4”	15 bar	F1”–M3/4” BSP

FX-555

Article	L. hose	Ø hose	Max pressure	Inlet-Outlet
070-2513-400	without hose	-	-	F1/2”–M1/2” BSP
070-2513-500	without hose	-	-	F1”–M3/4” BSP
070-2513-600	without hose	-	-	F1”–M1” BSP
070-2513-430	30 m	1/2”	15 bar	F1/2”–M1/2” BSP
070-2513-520	20 m	3/4”	15 bar	F1”–M3/4” BSP

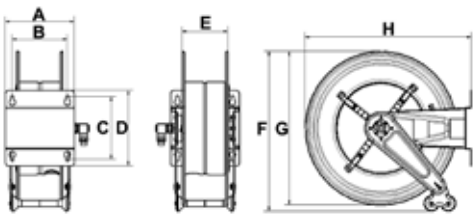

OVERALL DIMENSIONS FIXED VERSION

Mod.	A	B	C	D	E	F	G	H	Kg	m³	№
FX-400	158	120	168	192	95	460	400	435	12,50<19,50	0,084	1
FX-460	158	120	168	192	95	490	460	490	16,50<23,00	0,094	1
FX-550	200	150	225	270	120	590	550	600	22,00<45,00	0,130	1
FX-555	250	200	225	270	170	590	550	600	26,00<53,00	0,150	1

SWIVELLING AUTOMATIC HOSE REELS IN AISI 304 STAINLESS STEEL FOR FOOD 120°C 15 bar

Equipped with:
- **White EPDM rubber tubes with blue cover**
- Regulations: **DM 21/3/73 e 18/6/79 + FOOD QUALITY F.D.A.**
- **AISI 316 stainless steel** connections
- **AISI 316 stainless steel** 90° swivelling joint - EPDM Seals

SX-400

Article	L. hose	Ø hose	Max pressure	Inlet-Outlet
071-2213-400	without hose	-	-	F1/2"–M1/2" BSP
071-2213-410	10 m	1/2"	15 bar	F1/2"–M1/2" BSP

SX-460

Article	L. hose	Ø hose	Max pressure	Inlet-Outlet
071-2313-400	without hose	-	-	F1/2"–M1/2" BSP
071-2313-415	15 m	1/2"	15 bar	F1/2"–M1/2" BSP

SX-550

Article	L. hose	Ø hose	Max pressure	Inlet-Outlet
071-2413-400	without hose	-	-	F1/2"–M1/2" BSP
071-2413-500	without hose	-	-	F1"–M3/4" BSP
071-2413-420	20 m	1/2"	15 bar	F1/2"–M1/2" BSP
071-2413-425	25 m	1/2"	15 bar	F1/2"–M1/2" BSP
071-2413-515	15 m	3/4"	15 bar	F1"–M3/4" BSP

SX-555

Article	L. hose	Ø hose	Max pressure	Inlet-Outlet
071-2513-400	without hose	-	-	F1/2"–M1/2" BSP
071-2513-500	without hose	-	-	F1"–M3/4" BSP
071-2513-600	without hose	-	-	F1"–M1" BSP
071-2513-430	30 m	1/2"	15 bar	F1/2"–M1/2" BSP
071-2513-520	20 m	3/4"	15 bar	F1"–M3/4" BSP

OVERALL DIMENSIONS SWIVELLING VERSION

Mod.	A	B	C	D	E	F	G	H	Kg	m³	Nº
SX-400	150	120	168	196	95	460	400	550	13,50<20,50	0,084	1
SX-460	150	120	168	196	95	490	460	575	17,50<24,00	0,094	1
SX-550	200	150	225	270	120	572	550	680	23,00<45,00	0,130	1
SX-555	250	200	225	270	170	572	550	680	27,00<54,00	0,150	1

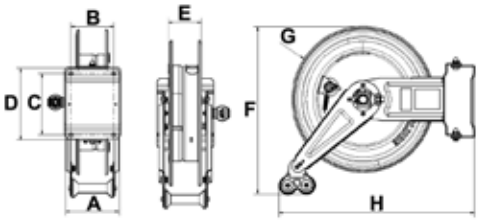

FIXED AUTOMATIC HOSE REELS IN AISI 304 STAINLESS STEEL WITHOUT HOSE

FX-400

Article	Fluid dispensed	90°swivelling joint	Seals	Inlet-Outlet
070-2201-300	Air-Water 20 bar	brass	Viton®	F3/8"–M3/8"BSP
070-2201-400	Air-Water 20 bar	brass	Viton®	F1/2"–M1/2" BSP
070-2205-300	Water 150°C 400 bar	stainless steel	Viton®	F3/8"–M3/8" BSP
070-2205-400	Water 150°C 400 bar	stainless steel	Viton®	F1/2"–M1/2" BSP
070-2209-400	Antifreeze-Windscreen 20 bar	stainless steel	Viton®	F1/2"–M1/2" BSP
070-2213-400	Food quality F.D.A. 15 bar	stainless steel	EPDM	F1/2"–M1/2" BSP

FX-460

Article	Fluid dispensed	90°swivelling joint	Seals	Inlet-Outlet
070-2301-400	Air-Water 20 bar	brass	Viton®	F1/2"–M1/2" BSP
070-2305-300	Water 150°C 400 bar	stainless steel	Viton®	F3/8"–M3/8" BSP
070-2305-400	Water 150°C 400 bar	stainless steel	Viton®	F1/2"–M1/2" BSP
070-2309-400	Antifreeze-Windscreen 20 ba	stainless steel	Viton®	F1/2"–M1/2" BSP
070-2313-400	Food quality F.D.A. 15 bar	stainless steel	EPDM	F1/2"–M1/2" BSP

FX-550

Article	Fluid dispensed	90°swivelling joint	Seals	Inlet-Outlet
070-2401-400	Air-Water 20 bar	brass	Viton®	F1/2"–M1/2" BSP
070-2405-300	Water 150°C 400 bar	stainless steel	Viton®	F3/8"–M3/8" BSP
070-2405-400	Water 150°C 400 bar	stainless steel	Viton®	F1/2"–M1/2" BSP
070-2408-600	Diesel 10 bar	galvanized steel	Viton®	F1"–M1" BSP
070-2409-500	AdBlue® 20 bar	stainless steel	Viton®	F3/4"–M3/4" BSP
070-2413-400	Food quality F.D.A. 15 bar	stainless steel	EPDM	F1/2"–M1/2" BSP
070-2413-500	Food quality F.D.A. 15 bar	stainless steel	EPDM	F1"–M3/4" BSP
070-2418-600	Gasoline 16 bar	galvanized steel	Viton®	F1"–M1" BSP

FX-555

Article	Fluid dispensed	90°swivelling joint	Seals	Inlet-Outlet
070-2502-400	Air-Water 20 bar	brass	Viton®	F1/2"–M1/2" BSP
070-2502-600	Air-Water 20 bar	brass	Viton®	F1"–M1" BSP
070-2505-300	Water 150°C 400 bar	stainless steel	Viton®	F3/8"–M3/8" BSP
070-2505-400	Water 150°C 400 bar	stainless steel	Viton®	F1/2"–M1/2" BSP
070-2508-600	Diesel 10 bar	galvanized steel	Viton®	F1"–M1" BSP
070-2513-400	Food quality F.D.A. 15 bar	stainless steel	EPDM	F1/2"–M1/2" BSP
070-2513-500	Food quality F.D.A. 15 bar	stainless steel	EPDM	F1"–M3/4" BSP
070-2513-600	Food quality F.D.A. 15 bar	stainless steel	EPDM	F1"–M1" BSP
070-2518-600	Gasoline 16 bar	stainless steel	Viton®	F1"–M1" BSP

FX-560

Article	Fluid dispensed	90°swivelling joint	Seals	Inlet-Outlet
070-2602-600	Air-Water 20 bar	brass	Viton®	F1"–M1" BSP
070-2605-400	Water 150°C 400 bar	stainless steel	Viton®	F1/2"–M1/2" BSP
070-2608-600	Diesel 10 bar	galvanized steel	Viton®	F1"–M1" BSP
070-2613-400	Food quality F.D.A. 15 bar	stainless steel	EPDM	F1/2"–M1/2" BSP
070-2613-500	Food quality F.D.A. 15 bar	stainless steel	EPDM	F1"–M3/4" BSP
070-2613-600	Food quality F.D.A. 15 bar	stainless steel	EPDM	F1"–M1" BSP
070-2618-600	Gasoline 16 bar	stainless steel	Viton®	F1"–M1" BSP

OVERALL DIMENSIONS FIXED VERSION

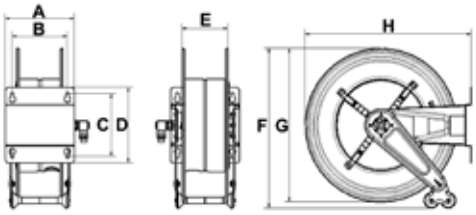

Mod.	A	B	C	D	E	F	G	H	Kg	m³	Nº
FX-400	158	120	168	192	95	460	400	435	12,50	0,084	1
FX-460	158	120	168	192	95	490	460	490	16,50	0,094	1
FX-550	200	150	225	270	120	590	550	600	22,00	0,130	1
FX-555	250	200	225	270	170	590	550	600	26,00	0,150	1
FX-560	440	390	225	270	360	590	550	600	33,00	0,240	1

SWIVELLING AUTOMATIC HOSE REELS IN AISI 304 STAINLESS STEEL WITHOUT HOSE

SX-400

Article	Fluid dispensed	90°swivelling joint	Seals	Inlet-Outlet
071-2201-300	Air-Water 20 bar	brass	Viton®	F3/8"–M3/8" BSP
071-2201-400	Air-Water 20 bar	brass	Viton®	F1/2"–M1/2" BSP
071-2205-300	Water 150°C 400 bar	stainless steel	Viton®	F3/8"–M3/8" BSP
071-2205-400	Water 150°C 400 bar	stainless steel	Viton®	F1/2"–M1/2" BSP
071-2209-400	Antifreeze-Windscreen 20 bar	stainless steel	Viton®	F1/2"–M1/2" BSP
071-2213-400	Food quality F.D.A. 15 bar	stainless steel	EPDM	F1/2"–M1/2" BSP

SX-460

Article	Fluid dispensed	90°swivelling joint	Seals	Inlet-Outlet
071-2301-400	Air-Water 20 bar	brass	Viton®	F1/2"–M1/2" BSP
071-2305-300	Water 150°C 400 bar	stainless steel	Viton®	F3/8"–M3/8" BSP
071-2305-400	Water 150°C 400 bar	stainless steel	Viton®	F1/2"–M1/2" BSP
071-2309-400	Antifreeze-Windscreen 20 ba	stainless steel	Viton®	F1/2"–M1/2" BSP
071-2313-400	Food quality F.D.A. 15 bar	stainless steel	EPDM	F1/2"–M1/2" BSP

SX-550

Article	Fluid dispensed	90°swivelling joint	Seals	Inlet-Outlet
071-2401-400	Air-Water 20 bar	brass	Viton®	F1/2"–M1/2" BSP
071-2405-300	Water 150°C 400 bar	stainless steel	Viton®	F3/8"–M3/8" BSP
071-2405-400	Water 150°C 400 bar	stainless steel	Viton®	F1/2"–M1/2" BSP
071-2408-600	Diesel 10 bar	galvanized steel	Viton®	F1"–M1" BSP
071-2409-500	AdBlue® 20 bar	stainless steel	Viton®	F3/4"–M3/4" BSP
071-2413-400	Food quality F.D.A. 15 bar	stainless steel	EPDM	F1/2"–M1/2" BSP
071-2413-500	Food quality F.D.A. 15 bar	stainless steel	EPDM	F1"–M3/4" BSP
071-2418-600	Gasoline 16 bar	galvanized steel	Viton®	F1"–M1" BSP

SX-555

Article	Fluid dispensed	90°swivelling joint	Seals	Inlet-Outlet
071-2502-400	Air-Water 20 bar	brass	Viton®	F1/2"–M1/2" BSP
071-2502-600	Air-Water 20 bar	brass	Viton®	F1"–M1" BSP
071-2505-300	Water 150°C 400 bar	stainless steel	Viton®	F3/8"–M3/8" BSP
071-2505-400	Water 150°C 400 bar	stainless steel	Viton®	F1/2"–M1/2" BSP
071-2508-600	Diesel 10 bar	galvanized steel	Viton®	F1"–M1" BSP
071-2513-400	Food quality F.D.A. 15 bar	stainless steel	EPDM	F1/2"–M1/2" BSP
071-2513-500	Food quality F.D.A. 15 bar	stainless steel	EPDM	F1"–M3/4" BSP
071-2513-600	Food quality F.D.A. 15 bar	stainless steel	EPDM	F1"–M1" BSP
071-2518-600	Gasoline 16 bar	stainless steel	Viton®	F1"–M1" BSP

OVERALL DIMENSIONS SWIVELLING VERSION

Mod.	A	B	C	D	E	F	G	H	Kg	m³	N°
SX-400	150	120	168	196	95	460	400	550	13,50	0,084	1
SX-460	150	120	168	196	95	490	460	575	17,50	0,094	1
SX-550	200	150	225	270	120	572	550	680	23,00	0,130	1
SX-555	250	200	225	270	170	572	550	680	27,00	0,150	1

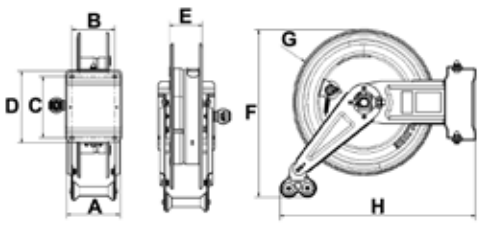

PLASTIC AUTOMATIC CABLE REELS WITH ELECTRIC CABLE AND SWIVELLING BRACKET

Article	Cable lenght	Cable type	Power with rolled cable	Power with unwound cable	Inlet	Outlet	Type of socket
078-3420-310	10 m	3GX1,5 mm² H05VV-F	800 W	2000 W	230 V	230 V	Schuko

ES-260

Automatic cable reel Mod. ES-260 3GX1,5 I 10 m

- Automatic spring rewinding
- Plastic outer casing
- Steel **swivelling wall bracket**
- User can stop the cable at the required lenght
- CE approved
- TÜV approved

078-3420-310	3,800	0,007	1

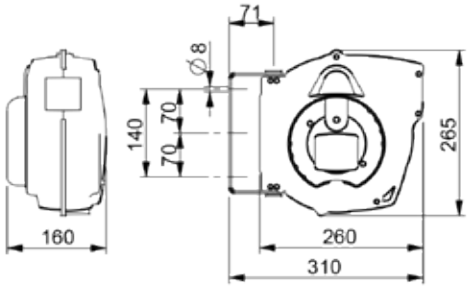

Article	Cable lenght	Cable type	Power with rolled cable	Power with unwound cable	Inlet	Outlet	Type of socket
078-3423-315	15 m	3GX1,5 mm² H05VV-F	800 W	2000 W	230 V	230 V	Schuko

ES-275

Automatic cable reel Mod. ES-275 3GX1,5 I 15 m

- Automatic spring rewinding
- Plastic outer casing
- Steel **swivelling wall bracket**
- User can stop the cable at the required lenght
- CE approved
- TÜV approved

078-3423-315	4,500	0,018	1

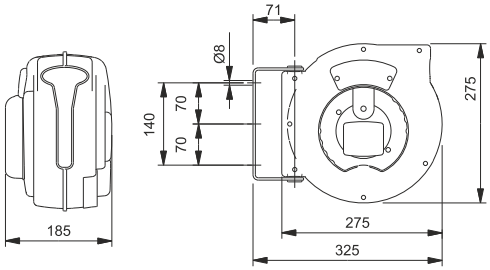

Article	Cable lenght	Cable type	Power with rolled cable	Power with unwound cable	Inlet	Outlet	Type of socket
078-3423-410	10 m	3GX2,5 mm² H07RN-F	1600 W	3000 W	230 V	230 V	Schuko

ES-275

Automatic cable reel Mod. ES-275 3GX2,5 I 10 m

- Automatic spring rewinding
- Plastic outer casing
- Steel **swivelling wall bracket**
- User can stop the cable at the required lenght
- CE approved
- TÜV approved

078-3423-410	5,100	0,018	1

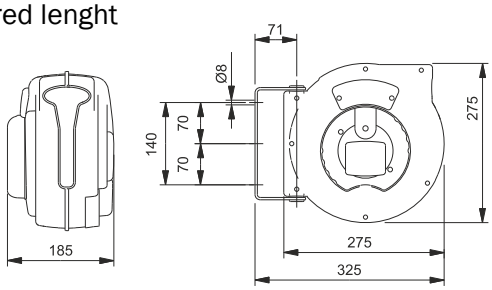

PLASTIC AUTOMATIC CABLE REELS WITH ELECTRIC CABLE AND SWIVELLING BRACKET AND PORTABLE LAMP

Article	Cable lenght	Cable type	Inlet voltage	Outlet voltage	LED light	Light power
078-3435-215	15 m	2GX1 mm² H05RN-F	12V / 24V~AC	12V / 24V~AC	18 LED	900 lumen

Automatic cable reel without transformer Mod. ES-260L I 15 m

- Automatic spring rewinding
- Plastic outer casing
- Steel **swivelling wall bracket**
- User can stop the cable at the required lenght
- **With portable lamp 18 LED**
- CE approved
- TÜV approved

078-3435-215	3,900	0,028	1

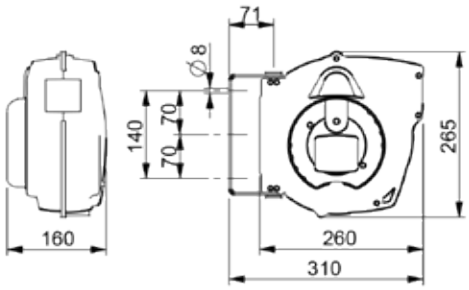

ES-260L

Article	Cable lenght	Cable type	Inlet voltage	Outlet voltage	LED light	Light power
078-3440-215	15 m	2GX1 mm² H05RN-F	230V	da 12V a 24V	18 LED	900 lumen

Automatic cable reel with transformer Mod. ES-260L I 15 m

- Automatic spring rewinding
- Plastic outer casing
- Steel **swivelling wall bracket**
- User can stop the cable at the required lenght
- **With portable lamp 18 LED**
- CE approved
- TÜV approved

078-3440-215	4,400	0,028	1

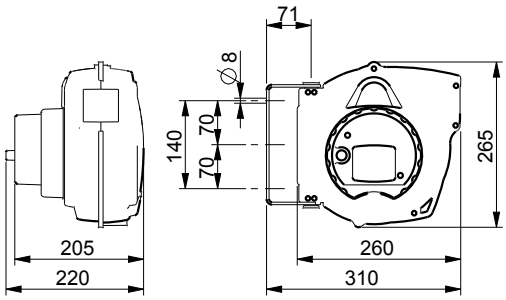

ES-260L

Article	Operating voltage	N° LED	Light power	Protection rating
078-3448-018	12V / 24V~AC	18	900 lumen	IP65

Portable lamp 18 LED

- Transparent protective cover
- Non-slip handle with switch
- Adjustable hook
- Usage voltage 12 - 24V
- CE approved

078-3448-018	0,350	0,002	1

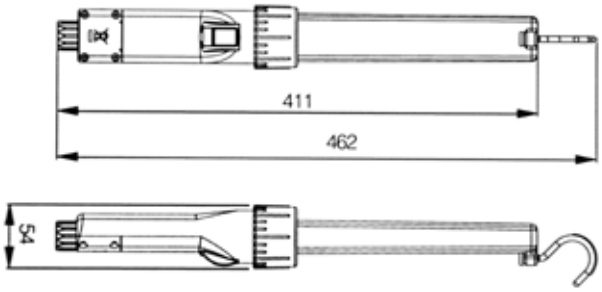

ES-260L

PLASTIC AUTOMATIC GROUNDING CABLE REELS WITH SWIVELLING BRACKET

ES-260MT

Article	Cable length	Type cable	Clamp
078-3450-615	15 m	1X6 mm² H07V-K	without caliper

Automatic grounding cable reel Mod. ES-260MT

- Automatic spring rewinding
- Plastic outer casing
- Steel **swivelling wall bracket**
- User can stop the cable at the required lenght
- Unipolar yellow/green cable 15m X 6 mm²
- CE approved

	Kg	m³	Nº
078-3450-615	2,800	0,015	1

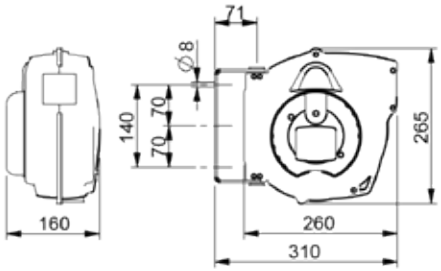

ES-260PT

Article	Cable length	Type cable	Clamp
078-3452-615	15 m	1X6 mm² H07V-K	Grounding 80 A

Automatic grounding cable reel Mod. ES-260PT

- Automatic spring rewinding
- Plastic outer casing
- Steel **swivelling wall bracket**
- User can stop the cable at the required lenght
- Unipolar yellow/green cable 15m X 6 mm²
- **Grounding clamp 80 A**
- CE approved

	Kg	m³	Nº
078-3452-615	3,200	0,015	1

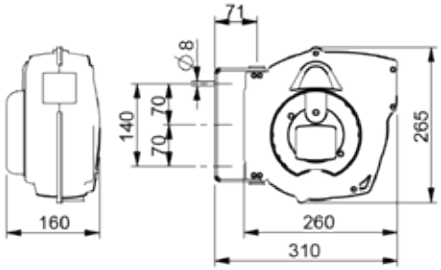

ES-260PTA

Article	Cable length	Type cable	Clamp
078-3454-615	15 m	1X6 mm² H07V-K	Explosion - proof

Automatic grounding cable reel Mod. ES-260PTA

- Automatic spring rewinding
- Plastic outer casing
- Steel **swivelling wall bracket**
- User can stop the cable at the required lenght
- Unipolar yellow/green cable 15m X 6 mm²
- **Explosion - proof grounding clamp according to standard directive 94/9CE CESI 03 ATEX 101X** insulation voltage: 3kV - rated current: 10A
- CE approved

	Kg	m³	Nº
078-3454-615	3,800	0,023	1

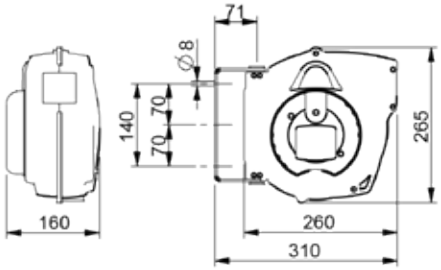

The grounding cable reel is used during the transfer of flammable liquids in order to avoid the accumulation of dangerous electrostatic charges

PLASTIC AUTOMATIC HOSE REELS FOR AIR FROM 10 TO 20 bar

Article	L. hose	Ø hose	Max pressure	Inlet-Outlet
075-3401-112	12+1 m	6x10	10 bar	F1/4"G – M1/4"G
075-3401-209	9+1 m	8x12	10 bar	F1/4"G – M1/4"G

Equipped with:
- **Polyurethane blue hoses 10 bar**
- Nickel-plated brass connections
- Swivelling joint 90° nickel-plated brass
- Viton® seals

MECLUBE	Kg	m³	Nº
075-3401-112	3,600	0,018	1
075-3401-209	3,430	0,018	1

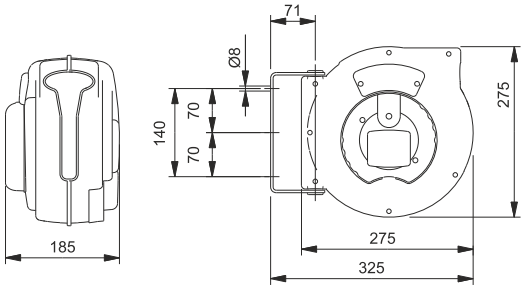

CS-275

Article	L. hose	Ø hose	Max pressure	Inlet-Outlet
075-3601-215	15 m	8x12	15 bar	F1/4"G – M1/4"G
075-3601-315	14+1 m	10x14	15 bar	F3/8"G – M3/8"G

Equipped with:
- **Polyurethane blue hoses 15 bar**
- Nickel-plated brass connections
- Swivelling joint 90° nickel-plated brass
- Viton® seals

MECLUBE	Kg	m³	Nº
075-3601-215	5,170	0,038	1
075-3601-315	5,620	0,038	1

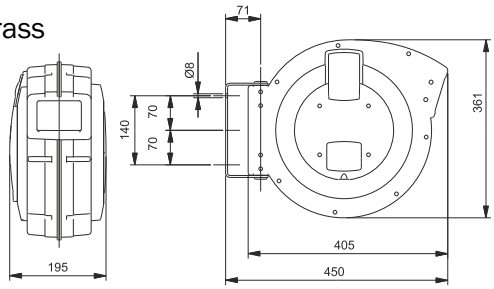

CS-360

FIXED AND SWIVELLING CLOSED HOSE REELS IN PAINTED STEEL FOR AIR-WATER 20 bar

Equipped with:
- **Polyurethane blue hoses 20 bar**
- Nickel-plated brass connections
- Swivelling joint 90° nickel-plated brass
- Viton® seals

FIXED VERSION CF-300

Article	L. hose	Ø hose	Max pressure	Inlet-Outlet
074-4301-211	11+1,5 m	8x12	20 bar	F1/4"G – M1/4"G

CF-300

SWIVELLING VERSION CS-300

Article	L. hose	Ø hose	Max pressure	Inlet-Outlet
075-4301-211	11+1,5 m	8x12	20 bar	F1/4"G – M1/4"G

MECLUBE	Kg	m³	Nº
074-4301-211	11,700	0,030	1
075-4301-211	12,440	0,030	1

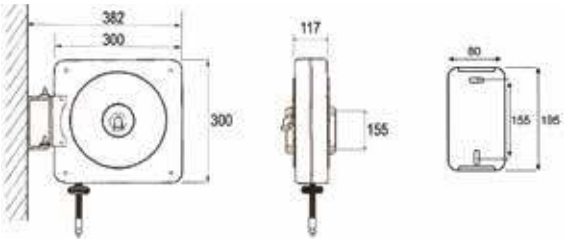

CS-300

FOR AIR-WATER 28 bar

Equipped with:
- **Black synthetic rubber hoses R6**
- Galvanized steel connections
- Brass 90° swivelling joint
- Viton® seals

CF-500

Article	L. hose	Ø hose	Max pressure	Inlet-Outlet
074-4502-300	without hose	-	-	F1/2"-M3/8"BSP
074-4502-400	without hose	-	-	F1/2"-M1/2" BSP
074-4502-212	12 m	5/16"	28 bar	F1/2"-M1/4" BSP
074-4502-218	18 m	5/16"	28 bar	F1/2"-M1/4" BSP
074-4502-310	10 m	3/8"	28 bar	F1/2"-M3/8" BSP
074-4502-318	18 m	3/8"	28 bar	F1/2"-M3/8" BSP
074-4502-410	10 m	1/2"	28 bar	F1/2"-M1/2" BSP
074-4502-415	15 m	1/2"	28 bar	F1/2"-M1/2" BSP

FOR WATER 150°C 200 bar

Equipped with:
- **Blue no trace synthetic rubber hoses 1SC**
- Galvanized steel connections
- **AISI 304 stainless steel** 90° swivelling joint
- Teflon seals

CF-500

Article	L. hose	Ø hose	Max pressure	Inlet-Outlet
074-4505-300	without hose	-	-	F1/2"-M3/8" BSP
074-4504-210	10 m	5/16"	200 bar	F1/2"-M3/8" BSP
074-4504-215	15 m	5/16"	200 bar	F1/2"-M3/8" BSP
074-4504-310	10 m	3/8"	200 bar	F1/2"-F3/8" BSP
074-4504-315	15 m	3/8"	200 bar	F1/2"-F3/8" BSP
074-4504-318	18 m	3/8"	200 bar	F1/2"-F3/8" BSP

FOR WATER 150°C 400 bar

Equipped with:
- **Blue no trace synthetic rubber hoses 2SC**
- Galvanized steel connections
- **AISI 304 stainless steel** 90° swivelling joint
- Teflon seals

CF-500

Article	L. hose	Ø hose	Max pressure	Inlet-Outlet
074-4505-300	without hose	-	-	F1/2"-M3/8" BSP
074-4505-310	10 m	3/8"	400 bar	F1/2"-F3/8" BSP
074-4505-315	15 m	3/8"	400 bar	F1/2"-F3/8" BSP
074-4505-318	18 m	3/8"	400 bar	F1/2"-F3/8" BSP

	Kg	m³	Nº
CF-500	22,900<29,850	0,094	1

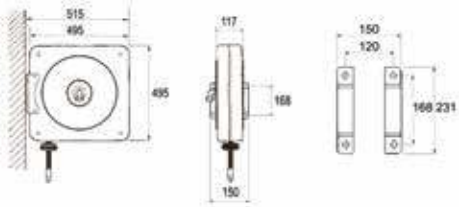

SWIVELLING CLOSED HOSE REELS IN PAINTED STEEL

FOR AIR-WATER 28 bar

Equipped with:
- **Black synthetic rubber hoses R6**
- Galvanized steel connections
- Brass 90° swivelling joint
- Viton® seals

Article	L. hose	Ø hose	Max pressure	Inlet-Outlet
075-4502-300	without hose	-	-	F1/2"-M3/8" BSP
075-4502-400	without hose	-	-	F1/2"-M1/2" BSP
075-4502-212	12 m	5/16"	28 bar	F1/2"-M1/4" BSP
075-4502-218	18 m	5/16"	28 bar	F1/2"-M1/4" BSP
075-4502-310	10 m	3/8"	28 bar	F1/2"-M3/8" BSP
075-4502-318	18 m	3/8"	28 bar	F1/2"-M3/8" BSP
075-4502-410	10 m	1/2"	28 bar	F1/2"-M1/2" BSP
075-4502-415	15 m	1/2"	28 bar	F1/2"-M1/2" BSP

CS-500

FOR WATER 150°C 200 bar

Equipped with:
- **Blue no trace synthetic rubber hoses 1SC**
- Galvanized steel connections
- **AISI 304 stainless steel** 90° swivelling joint
- Teflon seals

Article	L. hose	Ø hose	Max pressure	Inlet-Outlet
075-4505-300	without hose	-	-	F1/2"-M3/8" BSP
075-4504-210	10 m	5/16"	200 bar	F1/2"-M3/8" BSP
075-4504-215	15 m	5/16"	200 bar	F1/2"-M3/8" BSP
075-4504-310	10 m	3/8"	200 bar	F1/2"-F3/8" BSP
075-4504-315	15 m	3/8"	200 bar	F1/2"-F3/8" BSP
075-4504-318	18 m	3/8"	200 bar	F1/2"-F3/8" BSP

CS-500

FOR WATER 150°C 400 bar

Equipped with:
- **Blue no trace synthetic rubber hoses 2SC**
- Galvanized steel connections
- **AISI 304 stainless steel** 90° swivelling joint
- Teflon seals

Article	L. hose	Ø hose	Max pressure	Inlet-Outlet
075-4505-300	without hose	-	-	F1/2"-M3/8" BSP
075-4505-310	10 m	3/8"	400 bar	F1/2"-F3/8" BSP
075-4505-315	15 m	3/8"	400 bar	F1/2"-F3/8" BSP
075-4505-318	18 m	3/8"	400 bar	F1/2"-F3/8" BSP

CS-500

CS-500	23,600<30,550	0,094	1

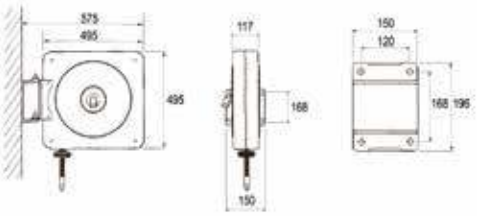

FOR OIL FROM 160 TO 180 bar

Equipped with:
- **Black synthetic rubber hoses 1SC**
- Galvanized steel connections
- Galvanized steel 90° swivelling joint
- NBR seals

CF-500

Article	L. hose	Ø hose	Max pressure	Inlet-Outlet
074-4506-400	without hose	-	-	F1/2”–M1/2”BSP
074-4506-318	18 m	3/8"	180 bar	F1/2”–M1/2” BSP
074-4506-410	10 m	1/2”	160 bar	F1/2”–M1/2” BSP
074-4506-415	15 m	1/2”	160 bar	F1/2”–M1/2” BSP

FOR GREASE FROM 330 TO 400 bar

Equipped with:
- **Black synthetic rubber hoses 2SC**
- Galvanized steel connections
- Galvanized steel 90° swivelling joint
- Polyurethane seals

CF-500

Article	L. hose	Ø hose	Max pressure	Inlet-Outlet
074-4507-200	without hose	-	-	M1/4”–M1/4” BSP
074-4507-300	without hose	-	-	M3/8”–M3/8” BSP
074-4507-110	10 m	1/4”	400 bar	M1/4”–M1/4” BSP
074-4507-115	15 m	1/4”	400 bar	M1/4”–M1/4” BSP
074-4507-118	18 m	1/4”	400 bar	M1/4”–M1/4” BSP
074-4507-310	10 m	3/8”	330 bar	M3/8”–M3/8” BSP
074-4507-315	15 m	3/8”	330 bar	M3/8”–M3/8” BSP

FOR ANTIFREEZE - WINDSCREEN - AdBlue® 20 bar

Equipped with:
- **Black antistatic synthetic rubber EPDM hoses**
- **AISI 316 stainless steel** connections
- **AISI 316 stainless steel** 90°swivelling joint
- Viton® seals
- **Stainless steel** reel shaft

CF-500

Article	L. hose	Ø hose	Max pressure	Inlet-Outlet
074-4509-400	without hose	-	-	F1/2”–M1/2” BSP
074-4509-410	10 m	1/2”	20 bar	F1/2”–M1/2” BSP
074-4509-415	15 m	1/2"	20 bar	F1/2”–M1/2” BSP

MECLUBE	Kg	m³	Nº
CF-500	22,900<29,850	0,094	1

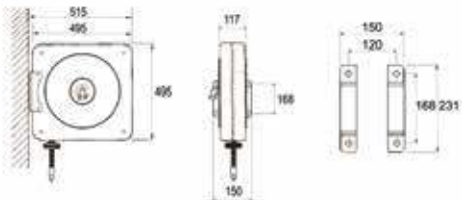

SWIVELLING CLOSED HOSE REELS IN PAINTED STEEL

FOR OIL FROM 160 TO 180 bar

Equipped with:
- **Black synthetic rubber hoses 1SC**
- Galvanized steel connections
- Galvanized steel 90° swivelling joint
- NBR seals

Article	L. hose	Ø hose	Max pressure	Inlet-Outlet
075-4506-400	without hose	-	-	F1/2"–M1/2" BSP
075-4506-318	18 m	3/8"	180 bar	F1/2"–M1/2" BSP
075-4506-410	10 m	1/2"	160 bar	F1/2"–M1/2" BSP
075-4506-415	15 m	1/2"	160 bar	F1/2"–M1/2" BSP

CS-500

FOR GREASE FROM 330 TO 400 bar

Equipped with:
- **Black synthetic rubber hoses 2SC**
- Galvanized steel connections
- Galvanized steel 90° swivelling joint
- Polyurethane seals

Article	L. hose	Ø hose	Max pressure	Inlet-Outlet
075-4507-200	without hose	-	-	M1/4"–M1/4" BSP
075-4507-300	without hose	-	-	M3/8"–M3/8" BSP
075-4507-110	10 m	1/4"	400 bar	M1/4"–M1/4" BSP
075-4507-115	15 m	1/4"	400 bar	M1/4"–M1/4" BSP
075-4507-118	18 m	1/4"	400 bar	M1/4"–M1/4" BSP
075-4507-310	10 m	3/8"	330 bar	M3/8"–M3/8" BSP
075-4507-315	15 m	3/8"	330 bar	M3/8"–M3/8" BSP

CS-500

FOR ANTIFREEZE - WINDSCREEN - AdBlue® 20 bar

Equipped with:
- **Black antistatic synthetic rubber EPDM hoses**
- **AISI 316 stainless steel** connections
- **AISI 316 stainless steel** 90°swivelling joint
- Viton® seals
- **Stainless steel** reel shaft

Article	L. hose	Ø hose	Max pressure	Inlet-Outlet
075-4509-400	without hose	-		F1/2"–M1/2" BSP
075-4509-410	10 m	1/2"	20 bar	F1/2"–M1/2" BSP
075-4509-415	15 m	1/2"	20 bar	F1/2"–M1/2" BSP

CS-500

CS-500	23,600<30,550	0,094	1

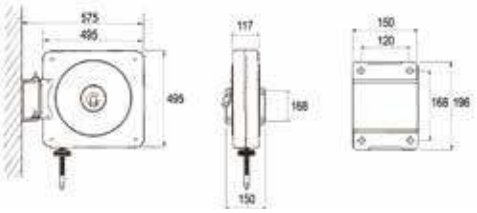

FOR AIR-WATER 28 bar

Equipped with:
- **Black synthetic rubber hoses R6**
- Galvanized steel connections
- Brass 90° swivelling joint
- Viton® seals

CFX-500

Article	L. hose	Ø hose	Max pressure	Inlet-Outlet
074-5502-300	without hose	-	-	F1/2"-M3/8"BSP
074-5502-400	without hose	-	-	F1/2"-M1/2" BSP
074-5502-212	12 m	5/16"	28 bar	F1/2"-M1/4" BSP
074-5502-218	18 m	5/16"	28 bar	F1/2"-M1/4" BSP
074-5502-310	10 m	3/8"	28 bar	F1/2"-M3/8" BSP
074-5502-318	18 m	3/8"	28 bar	F1/2"-M3/8" BSP
074-5502-410	10 m	1/2"	28 bar	F1/2"-M1/2" BSP
074-5502-415	15 m	1/2"	28 bar	F1/2"-M1/2" BSP

FOR WATER 150°C 200 bar

Equipped with:
- **Blue no trace synthetic rubber hoses 1SC**
- Galvanized steel connections
- **AISI 304 stainless steel** 90° swivelling joint
- Teflon seals

CFX-500

Article	L. hose	Ø hose	Max pressure	Inlet-Outlet
074-5505-300	without hose	-	-	F1/2"-M3/8" BSP
074-5504-210	10 m	5/16"	200 bar	F1/2"-M3/8" BSP
074-5504-215	15 m	5/16"	200 bar	F1/2"-M3/8" BSP
074-5504-310	10 m	3/8"	200 bar	F1/2"-F3/8" BSP
074-5504-315	15 m	3/8"	200 bar	F1/2"-F3/8" BSP
074-5504-318	18 m	3/8"	200 bar	F1/2"-F3/8" BSP

FOR WATER 150°C 400 bar

Equipped with:
- **Blue no trace synthetic rubber hoses 2SC**
- Galvanized steel connections
- **AISI 304 stainless steel** 90° swivelling joint
- Teflon seals

CFX-500

Article	L. hose	Ø hose	Max pressure	Inlet-Outlet
074-5505-300	without hose	-	-	F1/2"-M3/8" BSP
074-5505-310	10 m	3/8"	400 bar	F1/2"-F3/8" BSP
074-5505-315	15 m	3/8"	400 bar	F1/2"-F3/8" BSP
074-5505-318	18 m	3/8"	400 bar	F1/2"-F3/8" BSP

	Kg	m³	Nº
CFX-500	22,900< 29,850	0,094	1

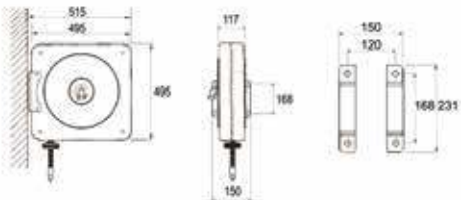

SWIVELLING CLOSED HOSE REELS IN AISI 304 STAINLESS STEEL

FOR AIR-WATER 28 bar

Equipped with:
- **Black synthetic rubber hoses R6**
- Galvanized steel connections
- Brass 90° swivelling joint
- Viton® seals

Article	L. hose	Ø hose	Max pressure	Inlet-Outlet
075-5502-300	without hose	-	-	F1/2"-M3/8" BSP
075-5502-400	without hose	-	-	F1/2"-M1/2" BSP
075-5502-212	12 m	5/16"	28 bar	F1/2"-M1/4" BSP
075-5502-218	18 m	5/16"	28 bar	F1/2"-M1/4" BSP
075-5502-310	10 m	3/8"	28 bar	F1/2"-M3/8" BSP
075-5502-318	18 m	3/8"	28 bar	F1/2"-M3/8" BSP
075-5502-410	10 m	1/2"	28 bar	F1/2"-M1/2" BSP
075-5502-415	15 m	1/2"	28 bar	F1/2"-M1/2" BSP

CSX-500

FOR WATER 150°C 200 bar

Equipped with:
- **Blue no trace synthetic rubber hoses 1SC**
- Galvanized steel connections
- **AISI 304 stainless steel** 90° swivelling joint
- Teflon seals

Article	L. hose	Ø hose	Max pressure	Inlet-Outlet
075-5505-300	without hose	-	-	F1/2"-M3/8" BSP
075-5504-210	10 m	5/16"	200 bar	F1/2"-M3/8" BSP
075-5504-215	15 m	5/16"	200 bar	F1/2"-M3/8" BSP
075-5504-310	10 m	3/8"	200 bar	F1/2"-F3/8" BSP
075-5504-315	15 m	3/8"	200 bar	F1/2"-F3/8" BSP
075-5504-318	18 m	3/8"	200 bar	F1/2"-F3/8" BSP

CSX-500

FOR WATER 150°C 400 bar

Equipped with:
- **Blue no trace synthetic rubber hoses 2SC**
- Galvanized steel connections
- **AISI 304 stainless steel** 90° swivelling joint
- Teflon seals

Article	L. hose	Ø hose	Max pressure	Inlet-Outlet
075-5505-300	without hose	-	-	F1/2"-M3/8" BSP
075-5505-310	10 m	3/8"	400 bar	F1/2"-F3/8" BSP
075-5505-315	15 m	3/8"	400 bar	F1/2"-F3/8" BSP
075-5505-318	18 m	3/8"	400 bar	F1/2"-F3/8" BSP

CSX-500

MECLUBE	Kg	m³	Nº
CSX-500	23,600<30,550	0,094	1

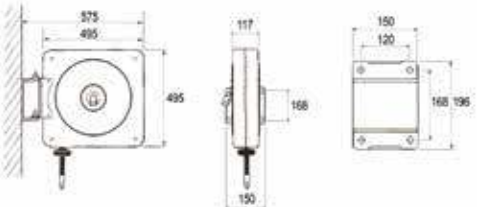

FIXED MANUAL HOSE REELS IN PAINTED STEEL AND AISI 304 STAINLESS STEEL

These fixed manual hose reels, in painted steel and AISI 304 stainless steel, are suitable for flexible hoses for the delivery of compressed air, water, oil and similar fluids, grease, diesel, antifreeze, windscreen, AdBlue®.
They are equipped with a practical revolving flick folding handgrip, the hose winding is fast and safe.
They allow to have a workplace which gives the possibility to work in a tidy way. You always have a ready-to-use equipment that ensures to work safely.

FIXED MANUAL HOSE REELS IN PAINTED STEEL FOR AIR-WATER HOSES FROM 20 TO 28 bar

Equipped with:
- Galvanized steel connections
- Brass 90° swivelling joint
- Viton® seals
- Revolving flick folding handgrip

FM-400

Article	Equipped	Hose reel capacity	Inlet-Outlet
077-1201-300	without hose	Ø 3/8" - max 15 m	F1/2"–M3/8"BSP
077-1201-400	without hose	Ø 1/2" - max 10 m	F1/2"–M1/2" BSP

FM-460

Article	Equipped	Hose reel capacity	Inlet-Outlet
077-1301-300	without hose	Ø 3/8" - max 18 m	F1/2"–M3/8" BSP
077-1301-400	without hose	Ø 1/2" - max 15 m	F1/2"–M1/2" BSP

FM-550

Article	Equipped	Hose reel capacity	Inlet-Outlet
077-1401-400	without hose	Ø 1/2" - max 25 m	F1/2"–M1/2" BSP
077-1402-500	without hose	Ø 3/4" - max 15 m	F1"–M3/4" BSP

FM-555

Article	Equipped	Hose reel capacity	Inlet-Outlet
077-1502-400	without hose	Ø 1/2" - max 30 m	F1/2"–M1/2" BSP
077-1502-500	without hose	Ø 3/4" - max 20 m	F1"–M3/4" BSP
077-1502-600	without hose	Ø 1" - max 15 m	F1"–M1" BSP

FM-560

Article	Equipped	Hose reel capacity	Inlet-Outlet
077-1602-400	without hose	Ø 1/2" - max 50 m	F1/2"–M1/2" BSP
077-1602-500	without hose	Ø 3/4" - max 40 m	F1"–M3/4" BSP
077-1602-600	without hose	Ø 1" - max 30 m	F1"–M1" BSP

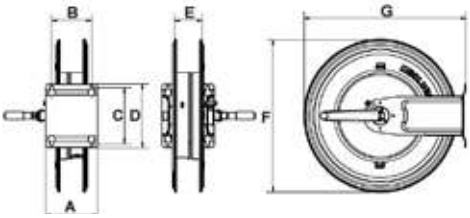

OVERALL DIMENSIONS

Mod.	A	B	C	D	E	F	G	Kg	m³	Nº
FM-400	158	120	168	192	95	400	435	9,85<9,85	0,084	1
FM-460	158	120	168	192	95	460	500	11,31<11,34	0,094	1
FM-550	200	150	225	270	120	550	600	16,21<16,83	0,130	1
FM-555	250	200	225	270	170	550	600	17,77<17,83	0,150	1
FM-560	440	390	225	270	360	550	600	25,75<26,38	0,240	1

FIXED MANUAL HOSE REELS IN PAINTED STEEL FOR WATER HOSES 150°C FROM 200 TO 400 bar

Equipped with:
- Galvanized steel connections
- **AISI 304 stainless steel** 90° swivelling joint
- Viton® seals
- Revolving flick folding handgrip

FM-400

Article	Equipped	Hose reel capacity	Inlet-Outlet
077-1205-300	without hose	Ø 3/8" - max 15 m	F1/2"–M3/8" BSP
077-1205-400	without hose	Ø 1/2" - max 10 m	F1/2"–M1/2" BSP

FM-460

Article	Equipped	Hose reel capacity	Inlet-Outlet
077-1305-300	without hose	Ø 3/8" - max 18 m	F1/2"–M3/8" BSP
077-1305-400	without hose	Ø 1/2" - max 15 m	F1/2"–M1/2" BSP

FM-550

Article	Equipped	Hose reel capacity	Inlet-Outlet
077-1405-400	without hose	Ø 1/2" - max 25 m	F1/2"–M1/2" BSP
077-1405-500	without hose	Ø 3/4" - max 15 m	F1"–M3/4" BSP

FM-555

Article	Equipped	Hose reel capacity	Inlet-Outlet
077-1505-400	without hose	Ø 1/2" - max 30 m	F1/2"–M1/2" BSP
077-1505-500	without hose	Ø 3/4" - max 20 m	F1"–M3/4" BSP
077-1505-600	without hose	Ø 1" - max 15 m	F1"–M1" BSP

FM-560

Article	Equipped	Hose reel capacity	Inlet-Outlet
077-1605-400	without hose	Ø 1/2" - max 50 m	F1/2"–M1/2" BSP
077-1605-500	without hose	Ø 3/4" - max 40 m	F1"–M3/4" BSP
077-1605-600	without hose	Ø 1" - max 30 m	F1"–M1" BSP

OVERALL DIMENSIONS

Mod.	A	B	C	D	E	F	G	Kg	m³	№
FM-400	158	120	168	192	95	400	435	9,85<9,85	0,084	1
FM-460	158	120	168	192	95	460	500	11,31<11,34	0,094	1
FM-550	200	150	225	270	120	550	600	16,21<16,83	0,130	1
FM-555	250	200	225	270	170	550	600	17,77<17,83	0,150	1
FM-560	440	390	225	270	360	550	600	25,75<26,38	0,240	1

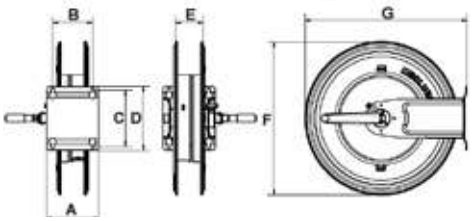

FIXED MANUAL HOSE REELS IN PAINTED STEEL FOR OIL AND SIMILAR HOSES FROM 88 TO 180 bar

Equipped with:
- Galvanized steel connections
- Galvanized steel 90° swivelling joint
- Polyurethane seals
- Revolving flick folding handgrip

FM-400

Article	Equipped	Hose reel capacity	Inlet-Outlet
077-1206-300	without hose	Ø 3/8" - max 15 m	F1/2"–M3/8"BSP
077-1206-400	without hose	Ø 1/2" - max 10 m	F1/2"–M1/2" BSP

FM-460

Article	Equipped	Hose reel capacity	Inlet-Outlet
077-1306-300	without hose	Ø 3/8" - max 18 m	F1/2"–M3/8" BSP
077-1306-400	without hose	Ø 1/2" - max 15 m	F1/2"–M1/2" BSP

FM-550

Article	Equipped	Hose reel capacity	Inlet-Outlet
077-1406-400	without hose	Ø 1/2" - max 25 m	F1/2"–M1/2" BSP
077-1406-500	without hose	Ø 3/4" - max 15 m	F1"–M3/4" BSP

FM-555

Article	Equipped	Hose reel capacity	Inlet-Outlet
077-1506-400	without hose	Ø 1/2" - max 30 m	F1/2"–M1/2" BSP
077-1506-500	without hose	Ø 3/4" - max 20 m	F1"–M3/4" BSP
077-1506-600	without hose	Ø 1" - max 15 m	F1"–M1" BSP

FM-560

Article	Equipped	Hose reel capacity	Inlet-Outlet
077-1606-400	without hose	Ø 1/2" - max 50 m	F1/2"–M1/2" BSP
077-1606-500	without hose	Ø 3/4" - max 40 m	F1"–M3/4" BSP
077-1606-600	without hose	Ø 1" - max 30 m	F1"–M1" BSP

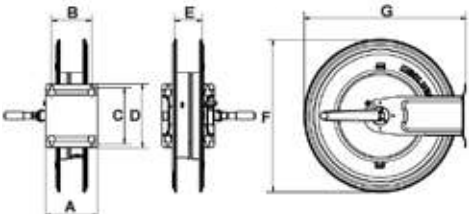

OVERALL DIMENSIONS

Mod.	A	B	C	D	E	F	G	Kg	m³	Nº
FM-400	158	120	168	192	95	400	435	9,85<9,85	0,084	1
FM-460	158	120	168	192	95	460	500	11,31<11,34	0,094	1
FM-550	200	150	225	270	120	550	600	16,21<16,83	0,130	1
FM-555	250	200	225	270	170	550	600	17,77<17,83	0,150	1
FM-560	440	390	225	270	360	550	600	25,75<26,38	0,240	1

FIXED MANUAL HOSE REELS IN PAINTED STEEL FOR GREASE HOSES FROM 275 TO 400 bar

Equipped with:
- Galvanized steel connections
- Galvanized steel 90° swivelling joint
- Polyurethane seals
- Revolving flick folding handgrip

FM-400

Article	Equipped	Hose reel capacity	Inlet-Outlet
077-1207-200	without hose	Ø 1/4" - max 15 m	M1/4"–M1/4" BSP
077-1207-300	without hose	Ø 3/8" - max 10 m	M3/8"–M3/8" BSP
077-1207-400	without hose	Ø 1/2" - max 10 m	M1/2"–M1/2" BSP

FM-460

Article	Equipped	Hose reel capacity	Inlet-Outlet
077-1307-200	without hose	Ø 1/4" - max 18 m	M1/4"–M1/4" BSP
077-1307-300	without hose	Ø 3/8" - max 15 m	M3/8"–M3/8" BSP
077-1307-400	without hose	Ø 1/2" - max 15 m	M1/2"–M1/2" BSP

FM-550

Article	Equipped	Hose reel capacity	Inlet-Outlet
077-1407-300	without hose	Ø 3/8" - max 25 m	M3/8"–M3/8" BSP
077-1407-400	without hose	Ø 1/2" - max 25 m	M1/2"–M1/2" BSP

FM-555

Article	Equipped	Hose reel capacity	Inlet-Outlet
077-1507-300	without hose	Ø 3/8" - max 30 m	M3/8"–M3/8" BSP
077-1507-400	without hose	Ø 1/2" - max 30 m	M1/2"–M1/2" BSP

OVERALL DIMENSIONS

Mod.	A	B	C	D	E	F	G	Kg	m³	№
FM-400	158	120	168	192	95	400	435	9,85<9,85	0,084	1
FM-460	158	120	168	192	95	460	500	11,31<11,34	0,094	1
FM-550	200	150	225	270	120	550	600	16,21<16,83	0,130	1
FM-555	250	200	225	270	170	550	600	17,77<17,83	0,150	1

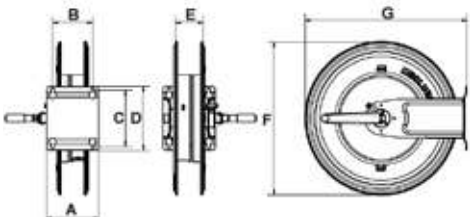

FIXED MANUAL HOSE REELS IN PAINTED STEEL FOR DIESEL HOSES 10 bar

Equipped with:
- Galvanized steel connections
- Galvanized steel - anodized aluminium 90° swivelling joint
- Viton® seals
- Revolving flick folding handgrip

FM-460

Article	Equipped	Hose reel capacity	Inlet-Outlet
077-1308-500	without hose	Ø 3/4" - max 8 m	F1"–M3/4"BSP

FM-550

Article	Equipped	Hose reel capacity	Inlet-Outlet
077-1408-600	without hose	Ø 3/4" - max 15 m	F1"–M1" BSP
077-1408-600	without hose	Ø 1" - max 10 m	F1"–M1" BSP

FM-555

Article	Equipped	Hose reel capacity	Inlet-Outlet
077-1508-600	without hose	Ø 3/4" - max 20 m	F1"–M1" BSP
077-1508-600	without hose	Ø 1" - max 15 m	F1"–M1" BSP

FM-560

Article	Equipped	Hose reel capacity	Inlet-Outlet
077-1608-600	without hose	Ø 3/4" - max 40 m	F1"–M1" BSP
077-1608-600	without hose	Ø 1" - max 30 m	F1"–M1" BSP

OVERALL DIMENSIONS

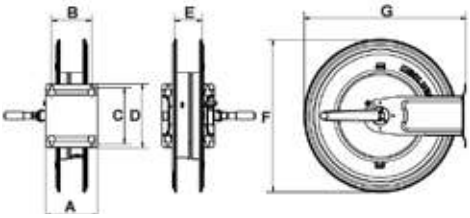

Mod.	A	B	C	D	E	F	G	Kg	m³	№
FM-460	158	120	168	192	95	460	500	11,00<11,00	0,084	1
FM-550	200	150	225	270	120	550	600	15,90<15,90	0,094	1
FM-555	250	200	225	270	170	550	600	17,32<17,32	0,130	1
FM-560	440	390	225	270	360	550	600	25,90<25,90	0,150	1

FIXED MANUAL HOSE REELS IN AISI 304 STAINLESS STEEL FOR AIR-WATER HOSES FROM 20 TO 28 bar

Equipped with:
- **AISI 316 stainless steel** connections
- Brass 90° swivelling joint
- Viton® seals
- **AISI 304 stainless steel** revolving flick folding handgrip

FMX-400

Article	Equipped	Hose reel capacity	Inlet-Outlet
077-2201-300	without hose	Ø 3/8" - max 15 m	F1/2"–M3/8" BSP
077-2201-400	without hose	Ø 1/2" - max 10 m	F1/2"–M1/2" BSP

FMX-460

Article	Equipped	Hose reel capacity	Inlet-Outlet
077-2301-300	without hose	Ø 3/8" - max 18 m	F1/2"–M3/8" BSP
077-2301-400	without hose	Ø 1/2" - max 15 m	F1/2"–M1/2" BSP

FMX-550

Article	Equipped	Hose reel capacity	Inlet-Outlet
077-2401-400	without hose	Ø 1/2" - max 25 m	F1/2"–M1/2" BSP
077-2402-500	without hose	Ø 3/4" - max 15 m	F1"–M3/4" BSP

FMX-555

Article	Equipped	Hose reel capacity	Inlet-Outlet
077-2502-400	without hose	Ø 1/2" - max 30 m	F1/2"–M1/2" BSP
077-2502-500	without hose	Ø 3/4" - max 20 m	F1"–M3/4" BSP
077-2502-600	without hose	Ø 1" - max 15 m	F1"–M1" BSP

FMX-560

Article	Equipped	Hose reel capacity	Inlet-Outlet
077-2602-400	without hose	Ø 1/2" - max 50 m	F1/2"–M1/2" BSP
077-2602-500	without hose	Ø 3/4" - max 40 m	F1"–M3/4" BSP
077-2602-600	without hose	Ø 1" - max 30 m	F1"–M1" BSP

OVERALL DIMENSIONS

Mod.	A	B	C	D	E	F	G	Kg	m³	№
FMX-400	158	120	168	192	95	400	435	8,85<8,85	0,084	1
FMX-460	158	120	168	192	95	460	500	10,71<10,80	0,094	1
FMX-550	200	150	225	270	120	550	600	15,96<16,33	0,130	1
FMX-555	250	200	225	270	170	550	600	17,22<17,83	0,150	1
FMX-560	440	390	225	270	360	550	600	25,75<26,38	0,240	1

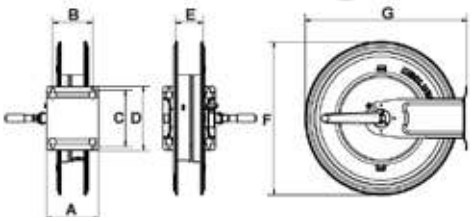

FIXED MANUAL HOSE REELS IN AISI 304 STAINLESS STEEL FOR WATER HOSES 150°C FROM 200 TO 400 bar

Equipped with:
- **AISI 316 stainless steel** connections
- **AISI 304 stainless steel** 90° swivelling joint
- Viton® seals
- **AISI 304 stainless steel** revolving flick folding handgrip

FMX-400

Article	Equipped	Hose reel capacity	Inlet-Outlet
077-2205-300	without hose	Ø 3/8" - max 15 m	F1/2"–M3/8"BSP
077-2205-400	without hose	Ø 1/2" - max 10 m	F1/2"–M1/2" BSP

FMX-460

Article	Equipped	Hose reel capacity	Inlet-Outlet
077-2305-300	without hose	Ø 3/8" - max 18 m	F1/2"–M3/8" BSP
077-2305-400	without hose	Ø 1/2" - max 15 m	F1/2"–M1/2" BSP

FMX-550

Article	Equipped	Hose reel capacity	Inlet-Outlet
077-2405-400	without hose	Ø 1/2" - max 25 m	F1/2"–M1/2" BSP
077-2405-500	without hose	Ø 3/4" - max 15 m	F1"–M3/4" BSP

FMX-555

Article	Equipped	Hose reel capacity	Inlet-Outlet
077-2505-400	without hose	Ø 1/2" - max 30 m	F1/2"–M1/2" BSP
077-2505-500	without hose	Ø 3/4" - max 20 m	F1"–M3/4" BSP
077-2505-600	without hose	Ø 1" - max 15 m	F1"–M1" BSP

FMX-560

Article	Equipped	Hose reel capacity	Inlet-Outlet
077-2605-400	without hose	Ø 1/2" - max 50 m	F1/2"–M1/2" BSP
077-2605-500	without hose	Ø 3/4" - max 40 m	F1"–M3/4" BSP
077-2605-600	without hose	Ø 1" - max 30 m	F1"–M1" BSP

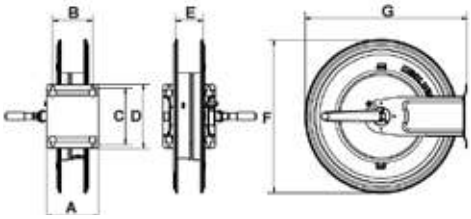

OVERALL DIMENSIONS

Mod.	A	B	C	D	E	F	G	Kg	m³	Nº
FMX-400	158	120	168	192	95	400	435	8,85<8,85	0,084	1
FMX-460	158	120	168	192	95	460	500	10,71<10,80	0,094	1
FMX-550	200	150	225	270	120	550	600	15,96<16,33	0,130	1
FMX-555	250	200	225	270	170	550	600	17,22<17,83	0,150	1
FMX-560	440	390	225	270	360	550	600	25,75<26,38	0,240	1

FIXED MANUAL HOSE REELS IN AISI 304 STAINLESS STEEL FOR OIL AND SIMILAR HOSES FROM 88 TO 180 bar

Equipped with:
- **AISI 316 stainless steel** connections
- Galvanized steel 90° swivelling joint
- NBR seals
- **AISI 304 stainless steel** revolving flick folding handgrip

FMX-400

Article	Equipped	Hose reel capacity	Inlet-Outlet
077-2206-300	without hose	Ø 3/8" - max 15 m	F1/2"–M3/8" BSP
077-2206-400	without hose	Ø 1/2" - max 10 m	F1/2"–M1/2" BSP

FMX-460

Article	Equipped	Hose reel capacity	Inlet-Outlet
077-2306-300	without hose	Ø 3/8" - max 18 m	F1/2"–M3/8" BSP
077-2306-400	without hose	Ø 1/2" - max 15 m	F1/2"–M1/2" BSP

FMX-550

Article	Equipped	Hose reel capacity	Inlet-Outlet
077-2406-400	without hose	Ø 1/2" - max 25 m	F1/2"–M1/2" BSP
077-2406-500	without hose	Ø 3/4" - max 15 m	F1"–M3/4" BSP

FMX-555

Article	Equipped	Hose reel capacity	Inlet-Outlet
077-2506-400	without hose	Ø 1/2" - max 30 m	F1/2"–M1/2" BSP
077-2506-500	without hose	Ø 3/4" - max 20 m	F1"–M3/4" BSP
077-2506-600	without hose	Ø 1" - max 15 m	F1"–M1" BSP

FMX-560

Article	Equipped	Hose reel capacity	Inlet-Outlet
077-2606-400	without hose	Ø 1/2" - max 50 m	F1/2"–M1/2" BSP
077-2606-500	without hose	Ø 3/4" - max 40 m	F1"–M3/4" BSP
077-2606-600	without hose	Ø 1" - max 30 m	F1"–M1" BSP

OVERALL DIMENSIONS

Mod.	A	B	C	D	E	F	G	Kg	m³	№
FMX-400	158	120	168	192	95	400	435	8,85<8,85	0,084	1
FMX-460	158	120	168	192	95	460	500	10,71<10,80	0,094	1
FMX-550	200	150	225	270	120	550	600	15,96<16,33	0,130	1
FMX-555	250	200	225	270	170	550	600	17,22<17,83	0,150	1
FMX-560	440	390	225	270	360	550	600	25,75<26,38	0,240	1

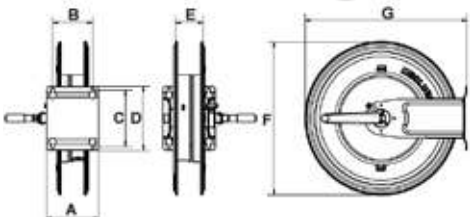

FIXED MANUAL HOSE REELS IN AISI 304 STAINLESS STEEL FOR GREASE FROM 275 TO 400 bar

Equipped with:
- **AISI 316 stainless steel** connections
- Galvanized steel 90° swivelling joint
- Polyurethane seals
- **AISI 304 stainless steel** revolving flick folding handgrip

FMX-400

Article	Equipped	Hose reel capacity	Inlet-Outlet
077-2207-200	without hose	Ø 1/4" - max 15 m	M1/4"–M1/4"BSP
077-2207-300	without hose	Ø 3/8" - max 10 m	M3/8"–M3/8" BSP
077-2207-400	without hose	Ø 1/2" - max 10 m	M1/2"–M1/2" BSP

FMX-460

Article	Equipped	Hose reel capacity	Inlet-Outlet
077-2307-200	without hose	Ø 1/4" - max 18 m	M1/4"–M1/4" BSP
077-2307-300	without hose	Ø 3/8" - max 15 m	M3/8"–M3/8" BSP
077-2307-400	without hose	Ø 1/2" - max 15 m	M1/2"–M1/2" BSP

FMX-550

Article	Equipped	Hose reel capacity	Inlet-Outlet
077-2407-300	without hose	Ø 3/8" - max 25 m	M3/8"–M3/8" BSP
077-2407-400	without hose	Ø 1/2" - max 25 m	M1/2"–M1/2" BSP

FMX-555

Article	Equipped	Hose reel capacity	Inlet-Outlet
077-2507-300	without hose	Ø 3/8" - max 30 m	M3/8"–M3/8" BSP
077-2507-400	without hose	Ø 1/2" - max 30 m	M1/2"–M1/2" BSP

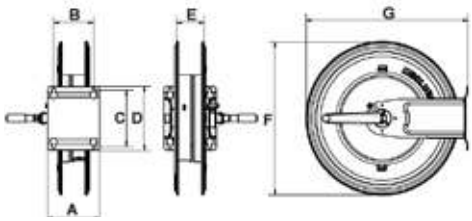

OVERALL DIMENSIONS

Mod.	A	B	C	D	E	F	G	Kg	m³	Nº
FMX-400	158	120	168	192	95	400	435	8,85<8,85	0,084	1
FMX-460	158	120	168	192	95	460	500	10,71<10,80	0,094	1
FMX-550	200	150	225	270	120	550	600	15,96<16,33	0,130	1
FMX-555	250	200	225	270	170	550	600	17,22<17,83	0,150	1

FIXED MANUAL HOSE REELS IN AISI 304 STAINLESS STEEL FOR DIESEL 10 bar

Equipped with:
- **AISI 316 stainless steel** connections
- Galvanized steel - anodized aluminium 90° swivelling joint
- Viton® seals
- **AISI 304 stainless steel** revolving flick folding handgrip

FMX-460

Article	Equipped	Hose reel capacity	Inlet-Outlet
077-2308-500	without hose	Ø 3/4" - max 8 m	F1"–M3/4" BSP

FMX-550

Article	Equipped	Hose reel capacity	Inlet-Outlet
077-2408-600	without hose	Ø 3/4" - max 15 m	F1"–M1" BSP
077-2408-600	without hose	Ø 1" - max 10 m	F1"–M1" BSP

FMX-555

Article	Equipped	Hose reel capacity	Inlet-Outlet
077-2508-600	without hose	Ø 3/4" - max 20 m	F1"–M1" BSP
077-2508-600	without hose	Ø 1" - max 15 m	F1"–M1" BSP

FMX-560

Article	Equipped	Hose reel capacity	Inlet-Outlet
077-2608-600	without hose	Ø 3/4" - max 40 m	F1"–M1" BSP
077-2608-600	without hose	Ø 1" - max 30 m	F1"–M1" BSP

OVERALL DIMENSIONS

Mod.	A	B	C	D	E	F	G	Kg	m³	Nº
FMX-460	158	120	168	192	95	460	500	10,71<10,80	0,094	1
FMX-550	200	150	225	270	120	550	600	15,96<16,33	0,130	1
FMX-555	250	200	225	270	170	550	600	17,22<17,83	0,150	1
FMX-560	440	390	225	270	360	550	600	25,75<26,38	0,240	1

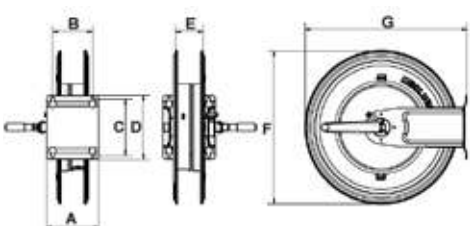

FIXED MANUAL HOSE REELS IN AISI 304 STAINLESS STEEL FOR ANTIFREEZE - WINDSCREEN - AdBlue® 20 bar

Equipped with:
- **AISI 316 stainless steel** connections
- **AISI 304 stainless steel** 90° swivelling joint
- Viton® seals
- **AISI 304 stainless steel** revolving flick folding handgrip

FMX-400

Article	Equipped	Hose reel capacity	Inlet-Outlet
077-2209-400	without hose	Ø 1/2" - max 10 m	F1/2"–M1/2"BSP

FMX-460

Article	Equipped	Hose reel capacity	Inlet-Outlet
077-2309-400	without hose	Ø 1/2" - max 15 m	F1/2"–M1/2" BSP

FMX-550

Article	Equipped	Hose reel capacity	Inlet-Outlet
077-2409-400	without hose	Ø 1/2" - max 25 m	F1/2"–M1/2" BSP
077-2409-500	without hose	Ø 3/4" - max 15 m	F1"G–M3/4" BSP

FMX-555

Article	Equipped	Hose reel capacity	Inlet-Outlet
077-2509-400	without hose	Ø 1/2" - max 30 m	F1/2"–M1/2" BSP
077-2509-500	without hose	Ø 3/4" - max 20 m	F1"–M3/4" BSP

FMX-560

Article	Equipped	Hose reel capacity	Inlet-Outlet
077-2609-400	without hose	Ø 1/2" - max 50 m	F1/2"–M1/2" BSP
077-2609-500	without hose	Ø 3/4" - max 40 m	F1"–M3/4" BSP

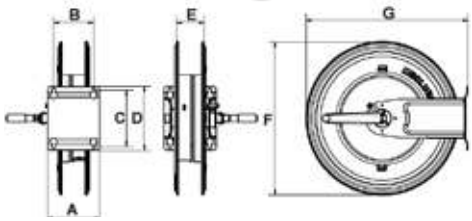

OVERALL DIMENSIONS

Mod.	A	B	C	D	E	F	G	Kg	m³	№
FMX-400	158	120	168	192	95	400	435	8,85<8,85	0,084	1
FMX-460	158	120	168	192	95	460	500	10,71<1w,80	0,094	1
FMX-550	200	150	225	270	120	550	600	15,96<16,33	0,130	1
FMX-555	250	200	225	270	170	550	600	17,22<17,83	0,150	1
FMX-560	440	390	225	270	360	550	600	25,75<26,38	0,240	1

AUTOMATIC HOSE REELS IN PAINTED STEEL SERIES HEAVY - DUTY

New series of automatic auto-retractable hose reels in painted steel and AISI 304 stainless steel.
This new HEAVY-DUTY model is suitable for flexible hoses for the distribution of compressed air, water, oil and similar fluids, grease, gasoline, anti-freeze, windscreen and AdBlue®.
They allow to work safely and to quickly unroll only the required hose length, improving the functionality.
They are designed for applications which require solid equipment, also on vehicles.
They can have two different hose output positions: superior and inferior.

AUTOMATIC HOSE REELS IN PAINTED STEEL SERIES HEAVY - DUTY FOR AIR-WATER FROM 20 TO 28 bar

Equipped with:
- **Black synthetic rubber hoses R6**
- Galvanized steel connections
- Brass 90° swivelling joint
- Viton® seals

HD-460

Article	L. hose	Ø hose	Max pressure	Inlet-Outlet
073-1302-400	without hose	-	-	F1/2"–M1/2"BSP
073-1302-415	15 m	1/2"	28 bar	F1/2"–M1/2" BSP
073-1302-418	18 m	1/2"	28 bar	F1/2"–M1/2" BSP

HD-550

Article	L. hose	Ø hose	Max pressure	Inlet-Outlet
073-1402-400	without hose	-	-	F1/2"–M1/2" BSP
073-1402-500	without hose	-	-	F1"–M3/4" BSP
073-1402-420	20 m	1/2"	28 bar	F1/2"–M1/2" BSP
073-1402-425	25 m	1/2"	28 bar	F1/2"–M1/2" BSP
073-1402-515	15 m	3/4"	21 bar	F1"–M3/4" BSP

HD-555

Article	L. hose	Ø hose	Max pressure	Inlet-Outlet
073-1502-400	without hose	-	-	F1/2"–M1/2" BSP
073-1502-500	without hose	-	-	F1"–M3/4" BSP
073-1502-600	without hose	-	-	F1"–M1" BSP
073-1502-430	30 m	1/2"	28 bar	F1/2"–M1/2" BSP
073-1502-520	20 m	3/4"	21 bar	F1"–M3/4" BSP
073-1502-615	15 m	1"	20 bar	F1"–M1" BSP

HD-560

Article	L. hose	Ø hose	Max pressure	Inlet-Outlet
073-1602-400	without hose	-	-	F1/2"–M1/2" BSP
073-1602-500	without hose	-	-	F1"–M3/4" BSP
073-1602-600	without hose	-	-	F1"–M1" BSP
073-1602-440	40 m	1/2"	28 bar	F1/2"–M1/2" BSP
073-1602-450	50 m	1/2"	28 bar	F1/2"–M1/2" BSP
073-1602-530	30 m	3/4"	21 bar	F1"–M3/4" BSP
073-1602-540	40 m	3/4"	21 bar	F3/4"–M3/4" BSP
073-1602-620	20 m	1"	20 bar	F1"–M1" BSP
073-1602-630	30 m	1"	20 bar	F1"– M1" BSP

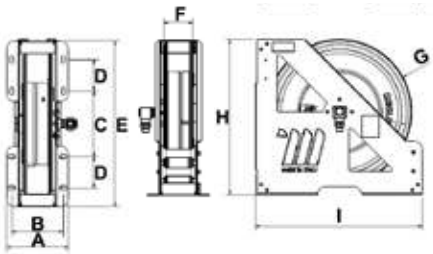

OVERALL DIMENSIONS

Mod.	A	B	C	D	E	F	G	H	I	Kg	m³	Nº
HD-460	196	163	209	100	529	95	460	495	534	23,30<27,87	0,072	1
HD-550	230	197	324	100	644	120	550	597	649	39,92<46,08	0,120	1
HD-555	280	247	324	100	644	170	550	597	649	51,41<60,27	0,145	1
HD-560	460	427	324	100	644	350	550	597	649	60,62<78,20	0,230	1

AUTOMATIC HOSE REELS IN PAINTED STEEL SERIES
HEAVY - DUTY FOR WATER 150°C 200 bar

Equipped with:
- **Blue no trace synthetic rubber hoses 1SC**
- Galvanized steel connections
- **AISI 304 stainless steel** 90° swivelling joint
- Viton® seals

HD-460

Article	L. hose	Ø hose	Max pressure	Inlet-Outlet
073-1305-300	without hose	-	-	F1/2"-M3/8" BSP
073-1305-400	without hose	-	-	F1/2"-M1/2" BSP
073-1304-220	20 m	5/16"	200 bar	F1/2"-F3/8" BSP
073-1304-315	15 m	3/8"	200 bar	F1/2"-F3/8" BSP
073-1304-318	18 m	3/8"	200 bar	F1/2"-F3/8" BSP
073-1304-415	15 m	1/2"	200 bar	F1/2"-F1/2" BSP

HD-550

Article	L. hose	Ø hose	Max pressure	Inlet-Outlet
073-1405-300	without hose	-	-	F1/2"-M3/8" BSP
073-1405-400	without hose	-	-	F1/2"-M1/2" BSP
073-1404-320	20 m	3/8"	200 bar	F1/2"-F3/8" BSP
073-1404-325	25 m	3/8"	200 bar	F1/2"-F3/8" BSP
073-1404-420	20 m	1/2"	200 bar	F1/2"-F1/2" BSP
073-1404-425	25 m	1/2"	200 bar	F1/2"-F1/2" BSP

HD-555

Article	L. hose	Ø hose	Max pressure	Inlet-Outlet
073-1505-300	without hose	-	-	F1/2"-M3/8" BSP
073-1505-400	without hose	-	-	F1/2"-M1/2" BSP
073-1504-330	30 m	3/8"	200 bar	F1/2"-F3/8" BSP
073-1504-430	30 m	1/2"	200 bar	F1/2"-F1/2" BSP

HD-560

Article	L. hose	Ø hose	Max pressure	Inlet-Outlet
073-1605-300	without hose	-	-	F1/2"-M3/8" BSP
073-1605-400	without hose	-	-	F1/2"-M1/2" BSP
073-1604-340	40 m	3/8"	200 bar	F1/2"-F3/8" BSP
073-1604-350	50 m	3/8"	200 bar	F1/2"-F3/8" BSP
073-1604-440	40 m	1/2"	200 bar	F1/2"-F1/2" BSP

OVERALL DIMENSIONS

Mod.	A	B	C	D	E	F	G	H	I	Kg	m³	Nº
HD-460	196	163	209	100	529	95	460	495	534	23,26<29,60	0,072	1
HD-550	230	197	324	100	644	120	550	597	649	39,92<53,40	0,120	1
HD-555	280	247	324	100	644	170	550	597	649	51,40<66,90	0,145	1
HD-560	460	427	324	100	644	350	550	597	649	60,67<75,69	0,230	1

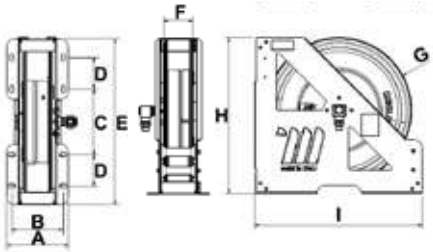

AUTOMATIC HOSE REELS IN PAINTED STEEL SERIES HEAVY - DUTY FOR WATER 150°C 400 bar

Equipped with:
- **Blue no trace synthetic rubber hoses 2SC**
- Galvanized steel connections
- **AISI 304 stainless steel** 90° swivelling joint
- Viton® seals

HD-460

Article	L. hose	Ø hose	Max pressure	Inlet-Outlet
073-1305-300	without hose	-	-	F1/2"–M3/8"BSP
073-1305-400	without hose	-	-	F1/2"–M1/2" BSP
073-1305-220	20 m	5/16"	400 bar	F1/2"–F3/8" BSP
073-1305-315	15 m	3/8"	400 bar	F1/2"–F3/8" BSP
073-1305-318	18 m	3/8"	400 bar	F1/2"–F3/8" BSP
073-1305-415	15 m	1/2"	400 bar	F1/2"–F1/2" BSP

HD-550

Article	L. hose	Ø hose	Max pressure	Inlet-Outlet
073-1405-300	without hose	-	-	F1/2"–M3/8" BSP
073-1405-400	without hose	-	-	F1/2"–M1/2" BSP
073-1405-320	20 m	3/8"	400 bar	F1/2"–F3/8" BSP
073-1405-325	25 m	3/8"	400 bar	F1/2"–F3/8" BSP
073-1405-420	20 m	1/2"	400 bar	F1/2"–F1/2" BSP
073-1405-425	25 m	1/2"	400 bar	F1/2"–F1/2" BSP

HD-555

Article	L. hose	Ø hose	Max pressure	Inlet-Outlet
073-1505-300	without hose	-	-	F1/2"–M3/8" BSP
073-1505-400	without hose	-	-	F1/2"–M1/2" BSP
073-1505-330	30 m	3/8"	400 bar	F1/2"–F3/8" BSP
073-1505-430	30 m	1/2"	400 bar	F1/2"–F1/2" BSP

HD-560

Article	L. hose	Ø hose	Max pressure	Inlet-Outlet
073-1605-300	without hose	-	-	F1/2"–M3/8" BSP
073-1605-400	without hose	-	-	F1/2"–M1/2" BSP
073-1605-340	40 m	3/8"	400 bar	F1/2"–F3/8" BSP
073-1605-350	50 m	3/8"	400 bar	F1/2"–F3/8" BSP
073-1605-440	40 m	1/2"	400 bar	F1/2"–F1/2" BSP

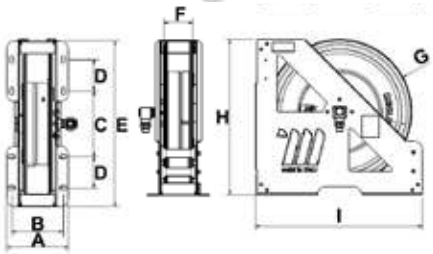

OVERALL DIMENSIONS

Mod.	A	B	C	D	E	F	G	H	I	Kg	m³	Nº
HD-460	196	163	209	100	529	95	460	495	534	23,26<31,40	0,072	1
HD-550	230	197	324	100	644	120	550	597	649	39,92<53,40	0,120	1
HD-555	280	247	324	100	644	170	550	597	649	51,40<66,90	0,145	1
HD-560	460	427	324	100	644	350	550	597	649	60,67<81,67	0,230	1

AUTOMATIC HOSE REELS IN PAINTED STEEL SERIES HEAVY - DUTY FOR OIL, ANTIFREEZE AND SIMILAR FROM 88 TO 180 bar

Equipped with:
- **Black synthetic rubber hoses 1SC**
- Galvanized steel connections
- Galvanized steel 90° swivelling joint
- Polyurethane seals

HD-460

Article	L. hose	Ø hose	Max pressure	Inlet-Outlet
073-1306-400	without hose	-	-	F1/2"–M1/2" BSP
073-1306-415	15 m	1/2"	160 bar	F1/2"–M1/2" BSP
073-1306-418	18 m	1/2"	160 bar	F1/2"–M1/2" BSP

HD-550

Article	L. hose	Ø hose	Max pressure	Inlet-Outlet
073-1406-400	without hose	-	-	F1/2"–M1/2" BSP
073-1406-500	without hose	-	-	F1"–M3/4" BSP
073-1406-420	20 m	1/2"	160 bar	F1/2"–M1/2" BSP
073-1406-425	25 m	1/2"	160 bar	F1/2"–M1/2" BSP
073-1406-515	15 m	3/4"	105 bar	F1"–M3/4" BSP

HD-555

Article	L. hose	Ø hose	Max pressure	Inlet-Outlet
073-1506-400	without hose	-	-	F1/2"–M1/2" BSP
073-1506-500	without hose	-	-	F1"–M3/4" BSP
073-1506-600	without hose	-	-	F1"–M1" BSP
073-1506-430	30 m	1/2"	160 bar	F1/2"–M1/2" BSP
073-1506-520	20 m	3/4"	105 bar	F1"–M3/4" BSP
073-1506-615	15 m	1"	88 bar	F1"– M1" BSP

HD-560

Article	L. hose	Ø hose	Max pressure	Inlet-Outlet
073-1606-400	without hose	-	-	F1/2"–M1/2" BSP
073-1606-500	without hose	-	-	F1"–M3/4" BSP
073-1606-600	without hose	-	-	F1"– M1" BSP
073-1606-440	40 m	1/2"	160 bar	F1/2"–M1/2" BSP
073-1606-450	50 m	1/2"	160 bar	F1/2"–M1/2" BSP
073-1606-530	30 m	3/4"	105 bar	F1"–M3/4" BSP
073-1606-540	40 m	3/4"	105 bar	F1"–M3/4" BSP
073-1606-620	20 m	1"	88 bar	F1"–M1" BSP
073-1606-630	30 m	1"	88 bar	F1"– M1" BSP

OVERALL DIMENSIONS

Mod.	A	B	C	D	E	F	G	H	I	Kg	m³	Nº
HD-460	196	163	209	100	529	95	460	495	534	23,26<29,91	0,072	1
HD-550	230	197	324	100	644	120	550	597	649	39,90<48,74	0,120	1
HD-555	280	247	324	100	644	170	550	597	649	51,40<63,94	0,145	1
HD-560	460	427	324	100	644	350	550	597	649	60,66<82,88	0,230	1

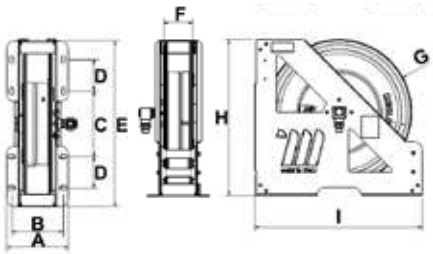

AUTOMATIC HOSE REELS IN PAINTED STEEL SERIES HEAVY - DUTY FOR GREASE FROM 275 TO 400 bar

Equipped with:
- **Black synthetic rubber hoses 2SC**
- Galvanized steel connections
- Galvanized steel 90° swivelling joint
- Polyurethane seals

HD-460

Article	L. hose	Ø hose	Max pressure	Inlet-Outlet
073-1307-200	without hose	-	-	M1/4”–M1/4”BSP
073-1307-300	without hose	-	-	M3/8”–M3/8” BSP
073-1307-400	without hose	-	-	M1/2”–M1/2” BSP
073-1307-118	18 m	1/4"	400 bar	M1/4”–M1/4” BSP
073-1307-315	15 m	3/8"	330 bar	M3/8”–M3/8” BSP
073-1307-415	15 m	1/2"	275 bar	M1/2”–M1/2” BSP

HD-550

Article	L. hose	Ø hose	Max pressure	Inlet-Outlet
073-1407-300	without hose	-	-	M3/8”–M3/8” BSP
073-1407-400	without hose	-	-	M1/2”–M1/2” BSP
073-1407-320	20 m	3/8”	330 bar	M3/8”–M3/8” BSP
073-1407-325	25 m	3/8”	330 bar	M3/8”–M3/8” BSP
073-1407-420	20 m	1/2”	275 bar	M1/2”–M1/2” BSP
073-1407-425	25 m	1/2"	275 bar	M1/2”–M1/2” BSP

HD-555

Article	L. hose	Ø hose	Max pressure	Inlet-Outlet
073-1507-300	without hose	-	-	M3/8”–M3/8” BSP
073-1507-400	without hose	-	-	M1/2”–M1/2” BSP
073-1507-330	30 m	3/8”	330 bar	M3/8”–M3/8” BSP
073-1507-430	30 m	1/2"	275 bar	M1/2”–M1/2” BSP

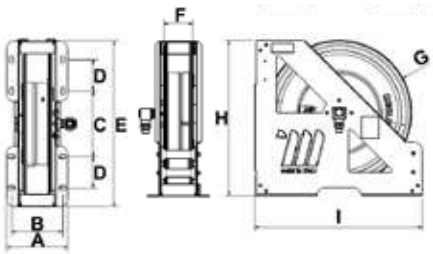

OVERALL DIMENSIONS

Mod.	A	B	C	D	E	F	G	H	I	Kg	m³	№
HD-460	196	163	209	100	529	95	460	495	534	23,28<31,98	0,072	1
HD-550	230	197	324	100	644	120	550	597	649	39,90<54,60	0,120	1
HD-555	280	247	324	100	644	170	550	597	649	51,40<68,70	0,145	1

AUTOMATIC HOSE REELS IN PAINTED STEEL SERIES HEAVY - DUTY FOR ANTIFREEZE - WINDSCREEN - AdBlue® 20 bar

Equipped with:
- **Black antistatic synthetic rubber EPDM hoses**
- **AISI 316 stainless steel** connections
- **AISI 316 stainless steel** 90° swivelling joint
- Viton® seals
- **Stainless steel** reel shaft

HD-460

Article	L. hose	Ø hose	Max pressure	Inlet-Outlet
073-1309-400	without hose	-	-	F1/2"–M1/2" BSP
073-1309-410	10 m	1/2" - 12,7x21	20 bar	F1/2"–M1/2" BSP
073-1309-415	15 m	1/2" - 12,7x21	20 bar	F1/2"–F1/2" BSP

HD-550

Article	L. hose	Ø hose	Max pressure	Inlet-Outlet
073-1409-400	without hose	-	-	F1/2"–M1/2" BSP
073-1409-500	without hose	-	-	F1"–M3/4" BSP
073-1409-420	20 m	1/2"	20 bar	F1/2"–M1/2" BSP
073-1409-425	25 m	1/2"	20 bar	F1/2"G-M 1/2" BSP
073-1409-510	10 m	3/4"	20 bar	F1"–M3/4" BSP
073-1409-515	15 m	3/4"	20 bar	F1"–M3/4" BSP

HD-555

Article	L. hose	Ø hose	Max pressure	Inlet-Outlet
073-1509-500	without hose	-	-	F1"–M3/4" BSP
073-1509-520	20 m	3/4"	20 bar	F1"–M3/4" BSP

OVERALL DIMENSIONS

Mod.	A	B	C	D	E	F	G	H	I	Kg	m³	Nº
HD-460	196	163	209	100	529	95	460	495	534	23,26<27,65	0,072	1
HD-550	230	197	324	100	644	120	550	597	649	39,92<47,43	0,120	1
HD-555	280	247	324	100	644	170	550	597	649	51,95<61,10	0,145	1

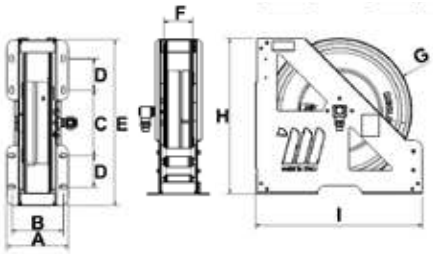

AUTOMATIC HOSE REELS IN PAINTED STEEL SERIES HEAVY - DUTY FOR DIESEL 10 bar

Equipped with:
- **Black antistatic rubber hoses**
- Galvanized steel connections
- Galvanized steel - anodized aluminium 90° swivelling joint
- Viton® seals

HD-460

Article	Capacity	L. hose	Ø hose	Inlet-Outlet
073-1308-500	80 l/min	without hose	-	F1"–M3/4"BSP
073-1308-508	80 l/min	8 m	3/4"- 19x27	F1"– M1"BSP

HD-550

Article	Capacity	L. hose	Ø hose	Inlet-Outlet
073-1408-600	95 l/min	without hose	-	F1"–M1" BSP
073-1408-510	90 l/min	10 m	3/4"- 19x27	F1"–M1" BSP
073-1408-515	85 l/min	15 m	3/4"- 19x27	F1"–M1" BSP
073-1408-610	95 l/min	10 m	1" - 25x35	F1"–M1" BSP

HD-555

Article	Capacity	L. hose	Ø hose	Inlet-Outlet
073-1508-600	95 l/min	without hose	-	F1"–M1" BSP
073-1508-520	83 l/min	20 m	3/4"- 19x27	F1"–M1" BSP
073-1508-615	90 l/min	15 m	1" - 25x35	F1"–M1" BSP

HD-560

Article	Capacity	L. hose	Ø hose	Inlet-Outlet
073-1608-600	95 l/min	without hose	-	F1"–M1" BSP
073-1608-530	80 l/min	30 m	3/4"- 19x27	F1"–M1" BSP
073-1608-540	75 l/min	40 m	3/4"- 19x27	F1"–M1" BSP
073-1608-620	87 l/min	20 m	1" - 25x35	F1"–M1" BSP
073-1608-630	85 l/min	30 m	1" - 25x35	F1"–M1" BSP

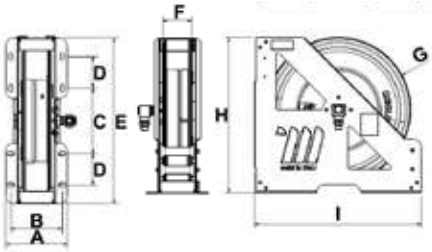

OVERALL DIMENSIONS

Mod.	A	B	C	D	E	F	G	H	I	Kg	m³	Nº
HD-460	196	163	209	100	529	95	460	495	534	23,28<26,78	0,072	1
HD-550	230	197	324	100	644	120	550	597	649	40,10<47,35	0,120	1
HD-555	280	247	324	100	644	170	550	597	649	51,50<62,53	0,145	1
HD-560	460	427	324	100	644	350	550	597	649	60,90<83,02	0,230	1

AUTOMATIC HOSE REELS IN PAINTED STEEL SERIES HEAVY - DUTY FOR GASOLINE 16 bar

Equipped with:
- **Black antistatic synthetic rubber hoses steel wire helix with high strength syntetic textile plies, copper wire**
- Reference regulations: **EN 1761 - EN 12115 ATEX (EX ZONE)**
- Self-extinguishing according to: **TRbf 131/2**
- Galvanized steel connections
- Galvanized steel 90° swivelling joint - Viton® seals
- **Compliant with ATEX directive (see ATEX regulation at page 390)**

II 2 G Ex h IIB T4 Gb X
II 2 D Ex h IIIC T4 Db

HD-550

Article	Capacity	L. hose	Ø hose	Inlet-Outlet
073-1418-600	95 l/min	without hose	-	F1"–M1" BSP
073-1418-510	90 l/min	10 m	3/4"- 19x27	F1"–M1" BSP
073-1418-515	85 l/min	15 m	3/4"- 19x27	F1"–M1" BSP
073-1418-610	95 l/min	10 m	1" - 25x35	F1"–M1" BSP

HD-555

Article	Capacity	L. hose	Ø hose	Inlet-Outlet
073-1518-600	95 l/min	without hose	-	F1"–M1" BSP
073-1518-520	83 l/min	20 m	3/4"- 19x27	F1"–M1" BSP
073-1518-615	90 l/min	15 m	1" - 25x35	F1"–M1" BSP

HD-560

Article	Capacity	L. hose	Ø hose	Inlet-Outlet
073-1618-600	95 l/min	without hose	-	F1"–M1" BSP
073-1618-530	80 l/min	30 m	3/4"- 19x27	F1"–M1" BSP
073-1618-620	87 l/min	20 m	1" - 25x35	F1"–M1" BSP
073-1618-630	85 l/min	30 m	1" - 25x35	F1"–M1" BSP

OVERALL DIMENSIONS

Mod.	A	B	C	D	E	F	G	H	I	Kg	m³	Nº
HD-550	230	197	324	100	644	120	550	597	649	40,45<51,00	0,120	1
HD-555	280	247	324	100	644	170	550	597	649	51,94<66,00	0,145	1
HD-560	460	427	324	100	644	350	550	597	649	61,30<85,00	0,230	1

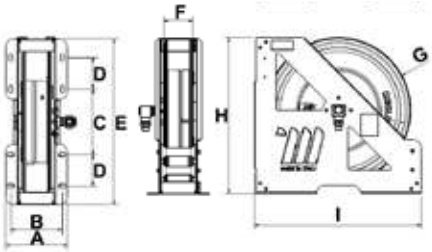

AUTOMATIC HOSE REELS IN AISI 304 STAINLESS STEEL SERIES HEAVY - DUTY FOR AIR-WATER FROM 20 TO 28 bar

Equipped with:
- **Black synthetic rubber hoses R6**
- Galvanized steel connections
- Brass 90° swivelling joint
- Viton® seals

HDX-460

Article	L. hose	Ø hose	Max pressure	Inlet-Outlet
073-2302-400	without hose	-	-	F1/2”-M1/2”BSP
073-2302-415	15 m	1/2"	28 bar	F1/2”-M1/2” BSP
073-2302-418	18 m	1/2"	28 bar	F1/2”-M1/2” BSP

HDX-550

Article	L. hose	Ø hose	Max pressure	Inlet-Outlet
073-2402-400	without hose	-	-	F1/2”-M1/2” BSP
073-2402-500	without hose	-	-	F1”-M3/4” BSP
073-2402-420	20 m	1/2”	28 bar	F1/2”-M1/2” BSP
073-2402-425	25 m	1/2”	28 bar	F1/2”-M1/2” BSP
073-2402-515	15 m	3/4”	21 bar	F1”-M3/4” BSP

HDX-555

Article	L. hose	Ø hose	Max pressure	Inlet-Outlet
073-2502-400	without hose	-	-	F1/2”-M1/2” BSP
073-2502-500	without hose	-	-	F1”-M3/4” BSP
073-2502-600	without hose	-	-	F1”-M1” BSP
073-2502-430	30 m	1/2”	28 bar	F1/2”-M1/2” BSP
073-2502-520	20 m	3/4”	21 bar	F1”-M3/4” BSP
073-2502-615	15 m	1”	20 bar	F1”- M1” BSP

HDX-560

Article	L. hose	Ø hose	Max pressure	Inlet-Outlet
073-2602-400	without hose	-	-	F1/2”-M1/2” BSP
073-2602-500	without hose	-	-	F1”-M3/4” BSP
073-2602-600	without hose	-	-	F1”-M1” BSP
073-2602-440	40 m	1/2”	28 bar	F1/2”-M1/2” BSP
073-2602-450	50 m	1/2”	28 bar	F1/2”-M1/2” BSP
073-2602-530	30 m	3/4”	21 bar	F1”-M3/4” BSP
073-2602-540	40 m	3/4”	21 bar	F3/4”-M3/4” BSP
073-2602-620	20 m	1”	20 bar	F1”-M1” BSP
073-2602-630	30 m	1”	20 bar	F1”- M1” BSP

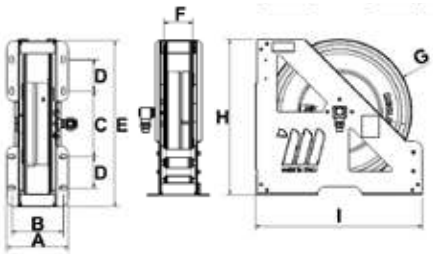

OVERALL DIMENSIONS

Mod.	A	B	C	D	E	F	G	H	I	Kg	m³	Nº
HDX-460	196	163	209	100	529	95	460	495	534	22,63<27,20	0,072	1
HDX-550	230	197	324	100	644	120	550	597	649	39,05<45,33	0,120	1
HDX-555	280	247	324	100	644	170	550	597	649	50,50<59,52	0,145	1
HDX-560	460	427	324	100	644	350	550	597	649	59,50<77,10	0,230	1

AUTOMATIC HOSE REELS IN AISI 304 STAINLESS STEEL SERIES HEAVY - DUTY FOR WATER 150°C 200 bar

Equipped with:
- **Blue no trace synthetic rubber hoses 1SC**
- Galvanized steel connections
- **AISI 304 stainless steel** 90° swivelling joint
- Viton® seals

HDX-460

Article	L. hose	Ø hose	Max pressure	Inlet-Outlet
073-2305-300	without hose	-	-	F1/2"-M3/8" BSP
073-2305-400	without hose	-	-	F1/2"-M1/2" BSP
073-2304-220	20 m	5/16"	200 bar	F1/2"-F3/8" BSP
073-2304-315	15 m	3/8"	200 bar	F1/2"-F3/8" BSP
073-2304-318	18 m	3/8"	200 bar	F1/2"-F3/8" BSP
073-2304-415	15 m	1/2"	200 bar	F1/2"-F1/2" BSP

HDX-550

Article	L. hose	Ø hose	Max pressure	Inlet-Outlet
073-2405-300	without hose	-	-	F1/2"-M3/8" BSP
073-2405-400	without hose	-	-	F1/2"-M1/2" BSP
073-2404-320	20 m	3/8"	200 bar	F1/2"-F3/8" BSP
073-2404-325	25 m	3/8"	200 bar	F1/2"-F3/8" BSP
073-2404-420	20 m	1/2"	200 bar	F1/2"-F1/2" BSP
073-2404-425	25 m	1/2"	200 bar	F1/2"-F1/2" BSP

HDX-555

Article	L. hose	Ø hose	Max pressure	Inlet-Outlet
073-2505-300	without hose	-	-	F1/2"-M3/8" BSP
073-2505-400	without hose	-	-	F1/2"-M1/2" BSP
073-2504-330	30 m	3/8"	200 bar	F1/2"-F3/8" BSP
073-2504-430	30 m	1/2"	200 bar	F1/2"-F1/2" BSP

HDX-560

Article	L. hose	Ø hose	Max pressure	Inlet-Outlet
073-2605-300	without hose	-	-	F1/2"-M3/8" BSP
073-2605-400	without hose	-	-	F1/2"-M1/2" BSP
073-2604-340	40 m	3/8"	200 bar	F1/2"-F3/8" BSP
073-2604-350	50 m	3/8"	200 bar	F1/2"-F3/8" BSP
073-2604-440	40 m	1/2"	200 bar	F1/2"-F1/2" BSP

OVERALL DIMENSIONS

Mod.	A	B	C	D	E	F	G	H	I	Kg	m³	№
HDX-460	196	163	209	100	529	95	460	495	534	22,60<28,94	0,072	1
HDX-550	230	197	324	100	644	120	550	597	649	39,05<48,15	0,120	1
HDX-555	280	247	324	100	644	170	550	597	649	50,50<61,38	0,145	1
HDX-560	460	427	324	100	644	350	550	597	649	59,50<74,52	0,230	1

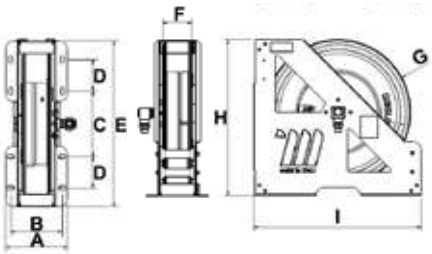

AUTOMATIC HOSE REELS IN AISI 304 STAINLESS STEEL SERIES HEAVY - DUTY FOR WATER 150°C 400 bar

Equipped with:
- **Blue no trace synthetic rubber hoses 2SC**
- Galvanized steel connections
- **AISI 304 stainless steel** 90° swivelling joint
- Teflon seals

HDX-460

Article	L. hose	Ø hose	Max pressure	Inlet-Outlet
073-2305-300	without hose	-	-	F1/2"–M3/8"BSP
073-2305-400	without hose	-	-	F1/2"–M1/2" BSP
073-2305-220	20 m	5/16"	400 bar	F1/2"–F3/8" BSP
073-2305-315	15 m	3/8"	400 bar	F1/2"–F3/8" BSP
073-2305-318	18 m	3/8"	400 bar	F1/2"–F3/8" BSP
073-2305-415	15 m	1/2"	400 bar	F1/2"–F1/2" BSP

HDX-550

Article	L. hose	Ø hose	Max pressure	Inlet-Outlet
073-2405-300	without hose	-	-	F1/2"–M3/8" BSP
073-2405-400	without hose	-	-	F1/2"–M1/2" BSP
073-2405-320	20 m	3/8"	400 bar	F1/2"–F3/8" BSP
073-2405-325	25 m	3/8"	400 bar	F1/2"–F3/8" BSP
073-2405-420	20 m	1/2"	400 bar	F1/2"–F1/2" BSP
073-2405-425	25 m	1/2"	400 bar	F1/2"–F1/2" BSP

HDX-555

Article	L. hose	Ø hose	Max pressure	Inlet-Outlet
073-2505-300	without hose	-	-	F1/2"–M3/8" BSP
073-2505-400	without hose	-	-	F1/2"–M1/2" BSP
073-2505-330	30 m	3/8"	400 bar	F1/2"–F3/8" BSP
073-2505-430	30 m	1/2"	400 bar	F1/2"–F1/2" BSP

HDX-560

Article	L. hose	Ø hose	Max pressure	Inlet-Outlet
073-2605-300	without hose	-	-	F1/2"–M3/8" BSP
073-2605-400	without hose	-	-	F1/2"–M1/2" BSP
073-2605-340	40 m	3/8"	400 bar	F1/2"–F3/8" BSP
073-2605-350	50 m	3/8"	400 bar	F1/2"–F3/8" BSP
073-2605-440	40 m	1/2"	400 bar	F1/2"–F1/2" BSP

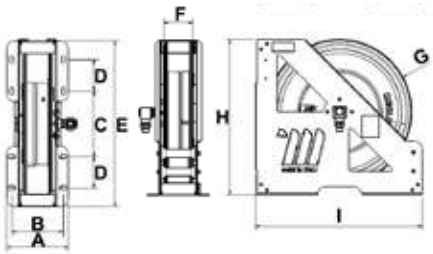

OVERALL DIMENSIONS

Mod.	A	B	C	D	E	F	G	H	I	Kg	m³	Nº
HDX-460	196	163	209	100	529	95	460	495	534	22,60<30,74	0,072	1
HDX-550	230	197	324	100	644	120	550	597	649	39,05<52,53	0,120	1
HDX-555	280	247	324	100	644	170	550	597	649	50,50<66,00	0,145	1
HDX-560	460	427	324	100	644	350	550	597	649	59,50<80,50	0,230	1

AUTOMATIC HOSE REELS IN AISI 304 STAINLESS STEEL SERIES HEAVY - DUTY FOR ANTIFREEZE - WINDSCREEN - AdBlue® 20 bar

Equipped with:
- **Black antistatic synthetic rubber EPDM hoses**
- **AISI 316 stainless steel** connections
- **AISI 316 stainless steel** 90° swivelling joint
- Viton® seals

HDX-460

Article	L. hose	Ø hose	Max pressure	Inlet-Outlet
073-2309-400	without hose	-	-	F1/2"–M1/2" BSP
073-2309-410	10 m	1/2" - 12,7x21	20 bar	F1/2"–M1/2" BSP
073-2309-415	15 m	1/2" - 12,7x21	20 bar	F1/2"–F1/2" BSP

HDX-550

Article	L. hose	Ø hose	Max pressure	Inlet-Outlet
073-2409-400	without hose	-	-	F1/2"–M1/2" BSP
073-2409-500	without hose	-	-	F1"–M3/4" BSP
073-2409-420	20 m	1/2"	20 bar	F1/2"–M1/2" BSP
073-2409-425	25 m	1/2"	20 bar	F1/2"-M 1/2" BSP
073-2409-510	10 m	3/4"	20 bar	F1"–M3/4" BSP
073-2409-515	15 m	3/4"	20 bar	F1"–M3/4" BSP

HDX-555

Article	L. hose	Ø hose	Max pressure	Inlet-Outlet
073-2509-500	without hose	-	-	F1"–M3/4" BSP
073-2509-520	20 m	3/4"	20 bar	F1"–M3/4" BSP

OVERALL DIMENSIONS

Mod.	A	B	C	D	E	F	G	H	I	Kg	m³	Nº
HDX-460	196	163	209	100	529	95	460	495	534	22,60<27,00	0,072	1
HDX-550	230	197	324	100	644	120	550	597	649	39,05<46,03	0,120	1
HDX-555	280	247	324	100	644	170	550	597	649	50,50<59,65	0,145	1

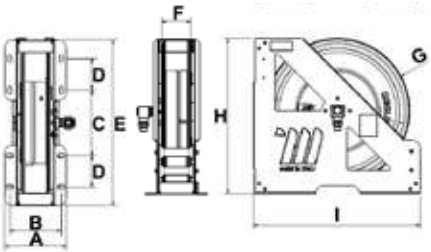

AUTOMATIC HOSE REELS IN AISI 304 STAINLESS STEEL SERIES HEAVY - DUTY FOR DIESEL 10 bar

Equipped with:
- **Black antistatic rubber hoses**
- Galvanized steel connections
- Galvanized steel - anodized aluminum 90° swivelling joint
- Viton® seals

HDX-460

Article	Capacity	L. hose	Ø hose	Inlet-Outlet
073-2308-500	80 l/min	without hose	-	F1"–M3/4"BSP
073-2308-508	80 l/min	8 m	3/4"- 19x27	F1"–M1" BSP

HDX-550

Article	Capacity	L. hose	Ø hose	Inlet-Outlet
073-2408-600	95 l/min	without hose	-	F1"–M1" BSP
073-2408-510	90 l/min	10 m	3/4"- 19x27	F1"–M1" BSP
073-2408-515	85 l/min	15 m	3/4"- 19x27	F1"–M1" BSP
073-2408-610	95 l/min	10 m	1" - 25x35	F1"–M1" BSP

HDX-555

Article	Capacity	L. hose	Ø hose	Inlet-Outlet
073-2508-600	95 l/min	without hose	-	F1"–M1" BSP
073-2508-520	83 l/min	20 m	3/4"- 19x27	F1"–M1" BSP
073-2508-615	90 l/min	15 m	1" - 25x35	F1"–M1" BSP

HDX-560

Article	Capacity	L. hose	Ø hose	Inlet-Outlet
073-2608-600	95 l/min	without hose	-	F1"–M1" BSP
073-2608-530	80 l/min	30 m	3/4"- 19x27	F1"–M1" BSP
073-2608-540	75 l/min	40 m	3/4"- 19x27	F1"–M1" BSP
073-2608-620	87 l/min	20 m	1" - 25x35	F1"–M1" BSP
073-2608-630	85 l/min	30 m	1" - 25x35	F1"–M1" BSP

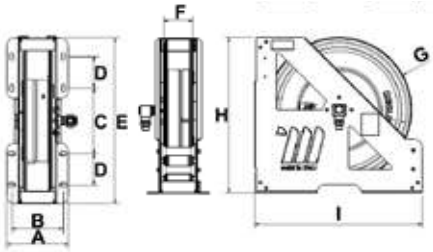

OVERALL DIMENSIONS

Mod.	A	B	C	D	E	F	G	H	I	Kg	m³	Nº
HDX-460	196	163	209	100	529	95	460	495	534	23,28<26,78	0,072	1
HDX-550	230	197	324	100	644	120	550	597	649	40,10<47,35	0,120	1
HDX-555	280	247	324	100	644	170	550	597	649	51,50<62,53	0,145	1
HDX-560	460	427	324	100	644	350	550	597	649	60,90<83,02	0,230	1

AUTOMATIC HOSE REELS IN AISI 304 STAINLESS STEEL SERIES HEAVY - DUTY FOR GASOLINE 16 bar

Equipped with:
- **Black antistatic synthetic rubber hoses steel wire helix with high strength syntetic textile plies, copper wire**
- Reference regulations: **EN 1761 - EN 12115 ATEX (EX ZONE)**
- Self-extinguishing according to: **TRbf 131/2**
- Galvanized steel connections
- Stainless steel 90° swivelling joint - Viton® seals
- **Compliant with ATEX directive (see ATEX regulation at page 390)**

II 2 G Ex h IIB T4 Gb X
II 2 D Ex h IIIC T4 Db

HDX-550

Article	Capacity	L. hose	Ø hose	Inlet-Outlet
073-2418-600	95 l/min	without hose	-	F1"–M1" BSP
073-2418-510	90 l/min	10 m	3/4"- 19x27	F1"–M1" BSP
073-2418-515	85 l/min	15 m	3/4"- 19x27	F1"–M1" BSP
073-2418-610	95 l/min	10 m	1" - 25x35	F1"–M1" BSP

HDX-555

Article	Capacity	L. hose	Ø hose	Inlet-Outlet
073-2518-600	95 l/min	without hose	-	F1"–M1" BSP
073-2518-520	83 l/min	20 m	3/4"- 19x27	F1"–M1" BSP
073-2518-615	90 l/min	15 m	1" - 25x35	F1"–M1" BSP

HDX-560

Article	Capacity	L. hose	Ø hose	Inlet-Outlet
073-2618-600	95 l/min	without hose	-	F1"–M1" BSP
073-2618-530	80 l/min	30 m	3/4"- 19x27	F1"–M1" BSP
073-2618-620	87 l/min	20 m	1" - 25x35	F1"–M1" BSP
073-2618-630	85 l/min	30 m	1" - 25x35	F1"–M1" BSP

OVERALL DIMENSIONS

Mod.	A	B	C	D	E	F	G	H	I	Kg	m³	Nº
HDX-550	230	197	324	100	644	120	550	597	649	40,45<51,00	0,120	1
HDX-555	280	247	324	100	644	170	550	597	649	51,94<66,00	0,145	1
HDX-560	460	427	324	100	644	350	550	597	649	61,30<85,00	0,230	1

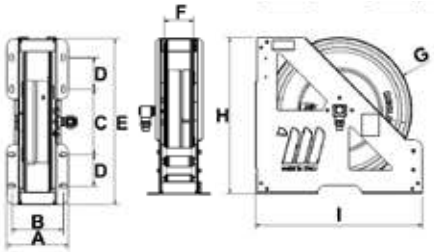

AUTOMATIC INDUSTRIAL HOSE REEL
FA-600 SERIES

Automatic auto-retractable hose reel in painted steel, designed for applications which require solid equipment, also on vehicles.
It is suitable for flexible hoses of maximum Ø of 1.1/2'' for the distribution of compressed air, oil and similar fluids, fuels.
They can have two different hose output positions: superior and inferior.

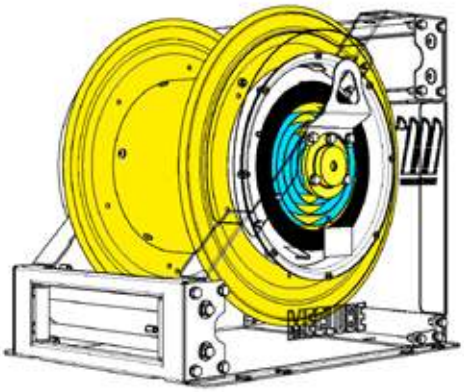

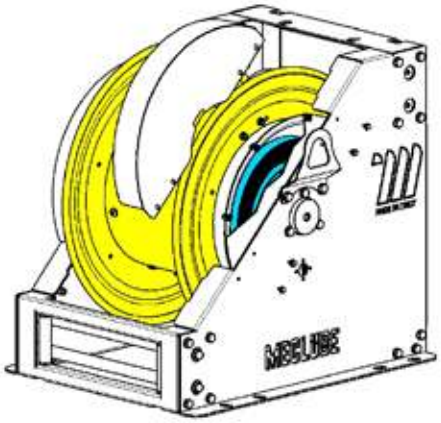

AUTOMATIC INDUSTRIAL SPRING HOSE REEL IN PAINTED STEEL FA-600 SERIES

For air-water 20 bar

Equipped with:
- **Black synthetic rubber hoses AERTUB/20**
- Galvanized steel connections
- Anodized aluminium swivelling joint
- Viton® seals

Article	L. hose	Ø hose	Max pressure	Inlet-Outlet
076-6102-800	without hose	-	20 bar	F1.1/2”–F1.1/2” BSP
076-6102-715	15 m	1.1/4”	20 bar	F1.1/2”–M1.1/2” BSP
076-6102-720	20 m	1.1/4”	20 bar	F1.1/2”–M1.1/2” BSP
076-6102-815	15 m	1.1/2”	20 bar	F1.1/2”–M1.1/2” BSP

FA-600

For oil and lubricant 250 bar

Equipped with:
- **Black synthetic rubber hoses 1SC**
- Galvanized steel connections
- Galvanized steel swivelling joint
- NBR seals

Article	L. hose	Ø hose	Max pressure	Inlet-Outlet
076-6106-800	without hose	-	250 bar	F1.1/2”–F1.1/2” BSP
076-6106-715	15 m	1.1/4”	63 bar	F1.1/2”–M1.1/2” BSP
076-6106-720	20 m	1.1/4”	63 bar	F1.1/2”–M1.1/2” BSP
076-6106-815	15 m	1.1/2”	50 bar	F1.1/2”–M1.1/2” BSP

FA-600

For diesel 10 bar

Equipped with:
- Black antistatic synthetic rubber hoses steel wire helix with high strength syntetic textile plies, copper wire
- Galvanized steel connections
- Anodized aluminium swivelling joint
- Viton® seals

Article	L. hose	Ø hose	Max pressure	Inlet-Outlet
076-6108-800	without hose	-	20 bar	F1.1/2”–F1.1/2” BSP
076-6108-815	15 m	1.1/2”	10 bar	F1.1/2”–M1.1/2” BSP

FA-600

OVERALL DIMENSIONS

Mod.	A	B	C	D	E	F	G	H	I	J	Kg	m³	Nº
FA-600	660	725	600	530	100	350	550	330	575	680	120,8<133,8	0,910	1

Automatic auto-retractable hose reel in painted steel, designed for applications which require solid equipment, also on vehicles.
It is suitable for flexible hoses of maximum Ø of 1.1/2’’ for the distribution of compressed air, oil and similar fluids, fuels. They can have two different hose output positions: superior and inferior.

INDUSTRIAL HOSE REELS Mod. 600

The motorized and manual industrial hose reels are designed for applications that require robust equipment, also on trucks. They are suitable for flexible hoses with big diameters for the distribution of compressed air, water, oil and similar, grease, diesel.

- MOTORIZED 12-24V DC ELECTRIC WITH REDUCER

The unwinding of the hose is manual while the rolling process is through the electric motor (12-24V DC).
It can be connected to a battery or to a power transformer connected to the 230V network.

- MOTORIZED 230-115V AC ELECTRIC WITH REDUCER

The unwinding of the hose is manual while the rolling process is through the electric motor (230-115 AC).
It has to be connected to the 230-115V AC electric network.

- MOTORIZED HYDRAULIC

The unwinding of the hose is manual while the rolling process is through the hydraulic motor.
It has to be connected to a specific control unit equipped with electric motor, hydraulic oil tank and to a command-and-control system with lever for the rolling process.

- MOTORIZED PNEUMATIC

The unwinding of the hose is manual while the rolling process is through the pneumatic motor.
It has to be connected to the compressed air supply and to a pressure regulator that allows to adjust the rolling power and speed.

- MANUAL

The unwinding of the hose is manual, while the rolling process is through the practical revolving crank.
Resulting in a valid and economical solution to the problem of flexible hoses.

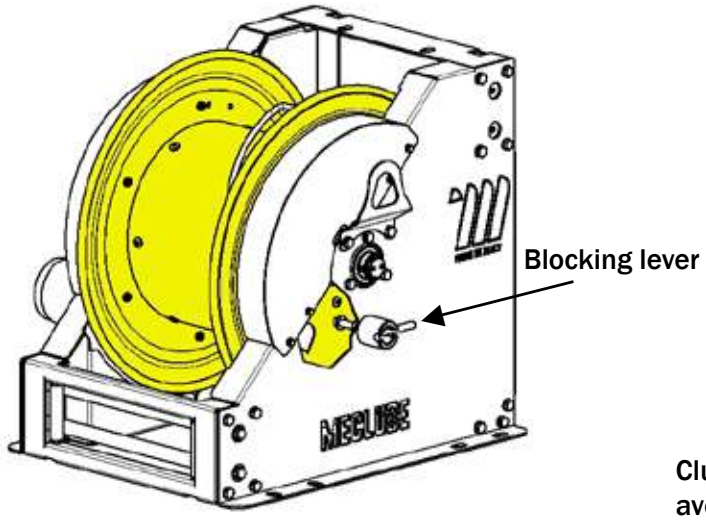

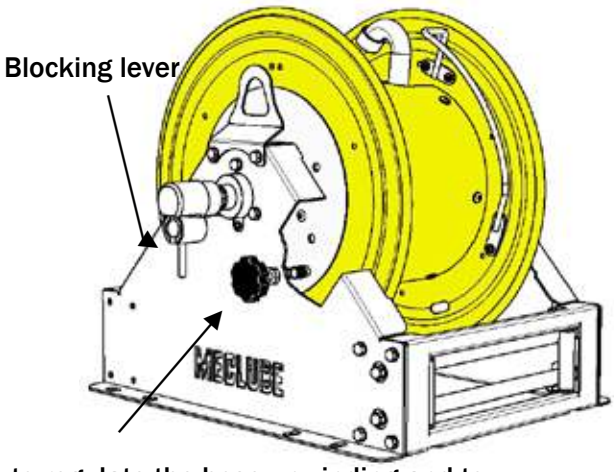

Clutch to regulate the hose unwinding and to avoid the reel to rotate loosely by inertia.

INDUSTRIAL HOSE REELS Mod. 600

New series of motorized industrial hose reels Mod.600
They are supplied with reel Ø 600 with 3 different widths: 330, 440, 550 mm
1''F swivelling joint with pressures of 20 and 300 bar. The main difference is the type of motorization:
- Electric gear motor 12V-24V-230V-115V with reducer
- Hydraulic
- Pneumatic
- Manual

They are designed for applications that require robust equipment, also on trucks.
They are suitable for flexible hoses with maximum Ø of 1", for the distribution of compressed air, water, oil and similar, grease, diesel.
They are designed to have two different hose exit positions, an upper and a lower one.



Direct motorized transmission with pinion on the sprocket

INDUSTRIAL HOSE REELS IN PAINTED STEEL MOTORIZED 12V ELECTRIC SERIES Mod. FE-600

FE-601

For air-water and diesel 20 bar

Equipped with:
- Brass swivelling joint - Viton® seals
- **Electric 12V DC motor** 430W power

Article	Model	Internal reel width	Inlet-Outlet
076-6112-600	**FE-601**	330 mm	F1”- F1” BSP
076-6212-600	**FE-602**	440 mm	F1”- F1” BSP
076-6312-600	**FE-603**	550 mm	F1”- F1” BSP

FE-602

For water 150°C 200 bar

Equipped with:
- **AISI 304 stainless steel** 90° swivelling joint - Viton® seals
- **Electric 12V DC motor** 430W power

Article	Model	Internal reel width	Inlet-Outlet
076-6115-600	**FE-601**	330 mm	F1”- F1” BSP
076-6215-600	**FE-602**	440 mm	F1”- F1” BSP
076-6315-600	**FE-603**	550 mm	F1”- F1” BSP

FE-603

For oil and lubricants 250 bar

Equipped with:
- Galvanized steel swivelling joint - NBR seals
- **Electric 12V DC motor** 430W power

Article	Model	Internal reel width	Inlet-Outlet
076-6116-600	**FE-601**	330 mm	F1”- F1” BSP
076-6216-600	**FE-602**	440 mm	F1”- F1” BSP
076-6316-600	**FE-603**	550 mm	F1”- F1” BSP

For grease 300 bar

Equipped with:
- Galvanized steel swivelling joint - NBR seals
- **Electric 12V DC motor** 430W power

Article	Model	Internal reel width	Inlet-Outlet
076-6117-600	**FE-601**	330 mm	F1”- F1” BSP
076-6217-600	**FE-602**	440 mm	F1”- F1” BSP
076-6317-600	**FE-603**	550 mm	F1”- F1” BSP

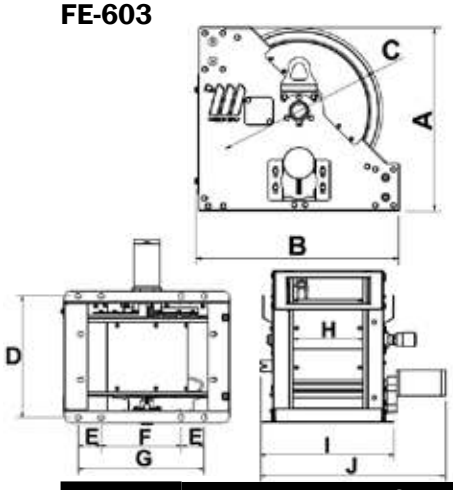

Hose reel capacity

Ø Hose	Ø external Hose	Mod.FE-601	Mod.FE-602	Mod.FE-603
1/2”	20 mm	**50 m**	**100 m**	**200 m**
3/4”	27 mm	**30 m**	**60 m**	**90 m**
1”	34 mm	**20 m**	**40 m**	**60 m**

Overall dimensions

Model	A	B	C	D	E	F	G	H	I	J	Weight	Packaging
FE-601	660	733	600	530	100	350	550	330	580	810	114 kg	800X1200X950 mm
FE-602	660	733	600	640	100	350	550	440	690	920	119 kg	800X1200X950 mm
FE-603	660	733	600	750	100	350	550	550	800	1030	124 kg	800X1200X950 mm

INDUSTRIAL HOSE REELS IN PAINTED STEEL
MOTORIZED 24V ELECTRIC SERIES Mod. FE-600

For air-water and diesel 20 bar

Equipped with:
- Brass swivelling joint - Viton® seals
- **Electric 24V DC motor** 448W power

Article	Model	Internal reel width	Inlet-Outlet
076-6122-600	**FE-601**	330 mm	F1”- F1” BSP
076-6222-600	**FE-602**	440 mm	F1”- F1” BSP
076-6322-600	**FE-603**	550 mm	F1”- F1” BSP

FE-601

For water 150°C 200 bar

Equipped with:
- **AISI 304 stainless steel** 90° swivelling joint - Viton® seals
- **Electric 24V DC motor** 448W power

Article	Model	Internal reel width	Inlet-Outlet
076-6125-600	**FE-601**	330 mm	F1”- F1” BSP
076-6225-600	**FE-602**	440 mm	F1”- F1” BSP
076-6325-600	**FE-603**	550 mm	F1”- F1” BSP

FE-602

For oil and lubricants 250 bar

Equipped with:
- Galvanized steel swivelling joint - NBR seals
- **Electric 24V DC motor** 448W power

Article	Model	Internal reel width	Inlet-Outlet
076-6126-600	**FE-601**	330 mm	F1”- F1” BSP
076-6226-600	**FE-602**	440 mm	F1”- F1” BSP
076-6326-600	**FE-603**	550 mm	F1”- F1” BSP

FE-603

For grease 300 bar

Equipped with:
- Galvanized steel swivelling joint - NBR seals
- **Electric 24V DC motor** 448W power

Article	Model	Internal reel width	Inlet-Outlet
076-6127-600	**FE-601**	330 mm	F1”- F1” BSP
076-6227-600	**FE-602**	440 mm	F1”- F1” BSP
076-6327-600	**FE-603**	550 mm	F1”- F1” BSP

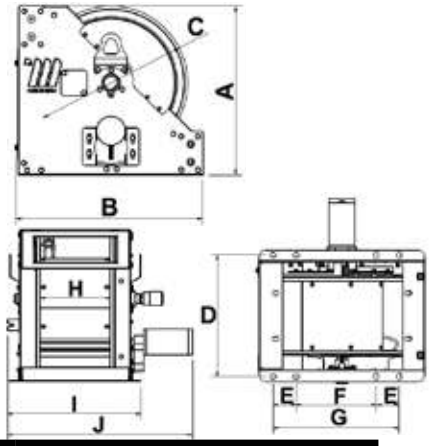

Hose reel capacity

Ø Hose	Ø external Hose	Mod.FE-601	Mod.FE-602	Mod.FE-603
1/2”	20 mm	**50 m**	**100 m**	**200 m**
3/4”	27 mm	**30 m**	**60 m**	**90 m**
1”	34 mm	**20 m**	**40 m**	**60 m**

Overall dimensions

Model	A	B	C	D	E	F	G	H	I	J	Weight	Packaging
FE-601	660	733	600	530	100	350	550	330	580	810	114 kg	800X1200X950 mm
FE-602	660	733	600	640	100	350	550	440	690	920	119 kg	800X1200X950 mm
FE-603	660	733	600	750	100	350	550	550	800	1030	124 kg	800X1200X950 mm

INDUSTRIAL HOSE REELS IN PAINTED STEEL MOTORIZED 230V ELECTRIC SERIES Mod. FE-600

FE-601

For air-water and diesel 20 bar

Equipped with:
- Brass swivelling joint - Viton® seals
- **Electric 230V AC motor** 402W power

Article	Model	Internal reel width	Inlet-Outlet
076-6132-600	**FE-601**	330 mm	F1”- F1” BSP
076-6232-600	**FE-602**	440 mm	F1”- F1” BSP
076-6332-600	**FE-603**	550 mm	F1”- F1” BSP

FE-602

For water 150°C 200 bar

Equipped with:
- **AISI 304 stainless steel** 90° swivelling joint - Viton® seals
- **Electric 230 AC motor** 402W power

Article	Model	Internal reel width	Inlet-Outlet
076-6135-600	**FE-601**	330 mm	F1”- F1” BSP
076-6235-600	**FE-602**	440 mm	F1”- F1” BSP
076-6335-600	**FE-603**	550 mm	F1”- F1” BSP

FE-603

For oil and lubricants 250 bar

Equipped with:
- Galvanized steel swivelling joint - NBR seals
- **Electric 230V AC motor** 402W power

Article	Model	Internal reel width	Inlet-Outlet
076-6136-600	**FE-601**	330 mm	F1”- F1” BSP
076-6236-600	**FE-602**	440 mm	F1”- F1” BSP
076-6336-600	**FE-603**	550 mm	F1”- F1” BSP

For grease 300 bar

Equipped with:
- Galvanized steel swivelling joint - NBR seals
- **Electric 230V AC motor** 402W power

Article	Model	Internal reel width	Inlet-Outlet
076-6137-600	**FE-601**	330 mm	F1”- F1” BSP
076-6237-600	**FE-602**	440 mm	F1”- F1” BSP
076-6337-600	**FE-603**	550 mm	F1”- F1” BSP

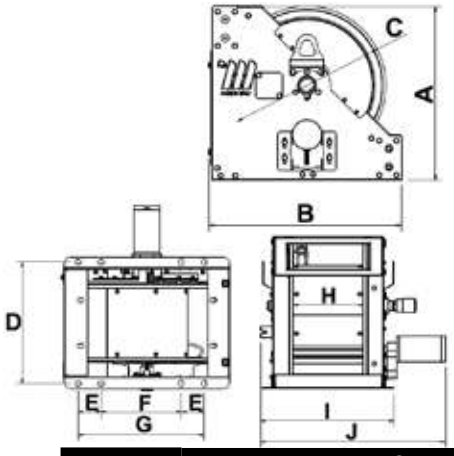

Hose reel capacity

Ø Hose	Ø external Hose	Mod.FE-601	Mod.FE-602	Mod.FE-603
1/2”	20 mm	**50 m**	**100 m**	**200 m**
3/4”	27 mm	**30 m**	**60 m**	**90 m**
1”	34 mm	**20 m**	**40 m**	**60 m**

Overall dimensions

Model	A	B	C	D	E	F	G	H	I	J	Weight	Packaging
FE-601	660	733	600	530	100	350	550	330	580	810	114 kg	800X1200X950 mm
FE-602	660	733	600	640	100	350	550	440	690	920	119 kg	800X1200X950 mm
FE-603	660	733	600	750	100	350	550	550	800	1030	124 kg	800X1200X950 mm

INDUSTRIAL HOSE REELS IN PAINTED STEEL
MOTORIZED 115V ELECTRIC SERIES Mod. FE-600

For air-water and diesel 20 bar

Equipped with:
- Brass swivelling joint - Viton® seals
- **Electric 115V AC motor** potenza 441W power

Article	Model	Internal reel width	Inlet-Outlet
076-6152-600	**FE-601**	330 mm	F1”- F1” BSP
076-6252-600	**FE-602**	440 mm	F1”- F1” BSP
076-6352-600	**FE-603**	550 mm	F1”- F1” BSP

FE-601

For water 150°C 200 bar

Equipped with:
- **AISI 304 stainless steel** 90° swivelling joint - Viton® seals
- **Electric 115V AC motor** 441W power

Article	Model	Internal reel width	Inlet-Outlet
076-6155-600	**FE-601**	330 mm	F1”- F1” BSP
076-6255-600	**FE-602**	440 mm	F1”- F1” BSP
076-6355-600	**FE-603**	550 mm	F1”- F1” BSP

FE-602

For oil and lubricants 250 bar

Equipped with:
- Galvanized steel swivelling joint - NBR seals
- **Electric 115V AC motor** 441W power

Article	Model	Internal reel width	Inlet-Outlet
076-6156-600	**FE-601**	330 mm	F1”- F1” BSP
076-6256-600	**FE-602**	440 mm	F1”- F1” BSP
076-6356-600	**FE-603**	550 mm	F1”- F1” BSP

FE-603

For grease 300 bar

Equipped with:
- Galvanized steel swivelling joint - NBR seals
- **Electric 115V AC motor** potenza 441W power

Article	Model	Internal reel width	Inlet-Outlet
076-6157-600	**FE-601**	330 mm	F1”- F1” BSP
076-6257-600	**FE-602**	440 mm	F1”- F1” BSP
076-6357-600	**FE-603**	550 mm	F1”- F1” BSP

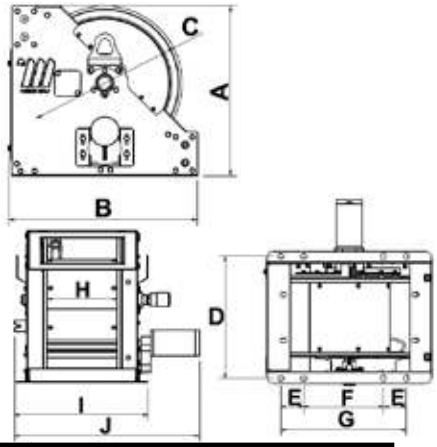

Hose reel capacity

Ø Hose	Ø external Hose	Mod.FE-601	Mod.FE-602	Mod.FE-603
1/2”	20 mm	**50 m**	**100 m**	**200 m**
3/4”	27 mm	**30 m**	**60 m**	**90 m**
1”	34 mm	**20 m**	**40 m**	**60 m**

Overall dimensions

Model	A	B	C	D	E	F	G	H	I	J	Weight	Packaging
FE-601	660	733	600	530	100	350	550	330	580	810	114 kg	800X1200X950 mm
FE-602	660	733	600	640	100	350	550	440	690	920	119 kg	800X1200X950 mm
FE-603	660	733	600	750	100	350	550	550	800	1030	124 kg	800X1200X950 mm

INDUSTRIAL HOSE REELS IN PAINTED STEEL MOTORIZED HYDRAULIC SERIES Mod. FI-600

FI-601

For air-water and diesel 20 bar

Equipped with:
- Brass swivelling joint - Viton® seals
- **Hydraulic motor**

Article	Model	Internal reel width	Inlet-Outlet
076-6162-600	**FI-601**	330 mm	F1”- F1” BSP
076-6262-600	**FI-602**	440 mm	F1”- F1” BSP
076-6362-600	**FI-603**	550 mm	F1”- F1” BSP

FI-602

For water 150°C 200 bar

Equipped with:
- **AISI 304 stainless steel** 90° swivelling joint - Viton® seals
- **Hydraulic motor**

Article	Model	Internal reel width	Inlet-Outlet
076-6165-600	**FI-601**	330 mm	F1”- F1” BSP
076-6265-600	**FI-602**	440 mm	F1”- F1” BSP
076-6365-600	**FI-603**	550 mm	F1”- F1” BSP

FI-603

For oil and lubricants 250 bar

Equipped with:
- Galvanized steel swivelling joint - NBR seals
- **Hydraulic motor**

Article	Model	Internal reel width	Inlet-Outlet
076-6166-600	**FI-601**	330 mm	F1”- F1” BSP
076-6266-600	**FI-602**	440 mm	F1”- F1” BSP
076-6366-600	**FI-603**	550 mm	F1”- F1” BSP

For grease 300 bar

Equipped with:
- Galvanized steel swivelling joint - NBR seals
- **Hydraulic motor**

Article	Model	Internal reel width	Inlet-Outlet
076-6167-600	**FI-601**	330 mm	F1”- F1” BSP
076-6267-600	**FI-602**	440 mm	F1”- F1” BSP
076-6367-600	**FI-603**	550 mm	F1”- F1” BSP

Hose reel capacity

Ø Hose	Ø external Hose	Mod.FI-601	Mod.FI-602	Mod.FI-603
1/2”	20 mm	**50 m**	**100 m**	**200 m**
3/4”	27 mm	**30 m**	**60 m**	**90 m**
1”	34 mm	**20 m**	**40 m**	**60 m**

H

I

J

Overall dimensions

Model	A	B	C	D	E	F	G	H	I	J	Weight	Packaging
FI-601	660	733	600	530	100	350	550	330	580	680	109 kg	800X1200X950 mm
FI-602	660	733	600	640	100	350	550	440	690	790	113 kg	800X1200X950 mm
FI-603	660	733	600	750	100	350	550	550	800	900	118 kg	800X1200X950 mm

INDUSTRIAL HOSE REELS IN PAINTED STEEL
MOTORIZED PNEUMATIC SERIES Mod. FP-600

For air-water and diesel 20 bar

Equipped with:
- Brass swivelling joint - Viton® seals
- Pneumatic motor

Article	Model	Internal reel width	Inlet-Outlet
076-6172-600	**FP-601**	330 mm	F1”- F1” BSP
076-6272-600	**FP-602**	440 mm	F1”- F1” BSP
076-6372-600	**FP-603**	550 mm	F1”- F1” BSP

FP-601

For water 150°C 200 bar

Equipped with:
- **AISI 304 stainless steel** 90° swivelling joint - Viton® seals
- Pneumatic motor

Article	Model	Internal reel width	Inlet-Outlet
076-6175-600	**FP-601**	330 mm	F1”- F1” BSP
076-6275-600	**FP-602**	440 mm	F1”- F1” BSP
076-6375-600	**FP-603**	550 mm	F1”- F1” BSP

FP-602

For oil and lubricants 250 bar

Equipped with:
- Galvanized steel swivelling joint - NBR seals
- Pneumatic motor

Article	Model	Internal reel width	Inlet-Outlet
076-6176-600	**FP-601**	330 mm	F1”- F1” BSP
076-6276-600	**FP-602**	440 mm	F1”- F1” BSP
076-6376-600	**FP-603**	550 mm	F1”- F1” BSP

FP-603

For grease 300 bar

Equipped with:
- Galvanized steel swivelling joint - NBR seals
- Pneumatic motor

Article	Model	Internal reel width	Inlet-Outlet
076-6177-600	**FP-601**	330 mm	F1”- F1” BSP
076-6277-600	**FP-602**	440 mm	F1”- F1” BSP
076-6377-600	**FP-603**	550 mm	F1”- F1” BSP

Hose reel capacity

Ø Hose	Ø external Hose	Mod.FI-601	Mod.FI-602	Mod.FI-603
1/2”	20 mm	**50 m**	**100 m**	**200 m**
3/4”	27 mm	**30 m**	**60 m**	**90 m**
1”	34 mm	**20 m**	**40 m**	**60 m**

H

I

J

Overall dimensions

Model	A	B	C	D	E	F	G	H	I	J	Weight	Packaging
FP-601	660	733	600	530	100	350	550	330	580	680	110 kg	800X1200X950 mm
FP-602	660	733	600	640	100	350	550	440	690	790	115 kg	800X1200X950 mm
FP-603	660	733	600	750	100	350	550	550	800	900	119 kg	800X1200X950 mm

INDUSTRIAL HOSE REELS IN PAINTED STEEL MANUAL SERIES Mod. FM-600

FM-601

For air-water and diesel 20 bar

Equipped with:
- Brass swivelling joint - Viton® seals
- **Manual with crank**

Article	Model	Internal reel width	Inlet-Outlet
076-6192-600	**FM-601**	330 mm	F1”- F1” BSP
076-6292-600	**FM-602**	440 mm	F1”- F1” BSP
076-6392-600	**FM-603**	550 mm	F1”- F1” BSP

FM-602

For water 150°C 200 bar

Equipped with:
- **AISI 304 stainless steel** 90° swivelling joint - Viton® seals
- **Manual with crank**

Article	Model	Internal reel width	Inlet-Outlet
076-6195-600	**FM-601**	330 mm	F1”- F1” BSP
076-6295-600	**FM-602**	440 mm	F1”- F1” BSP
076-6395-600	**FM-603**	550 mm	F1”- F1” BSP

FM-603

For oil and lubricants 250 bar

Equipped with:
- Galvanized steel swivelling joint - NBR seals
- **Manual with crank**

Article	Model	Internal reel width	Inlet-Outlet
076-6196-600	**FM-601**	330 mm	F1”- F1” BSP
076-6296-600	**FM-602**	440 mm	F1”- F1” BSP
076-6396-600	**FM-603**	550 mm	F1”- F1” BSP

For grease 300 bar

Equipped with:
- Galvanized steel swivelling joint - NBR seals
- **Manual with crank**

Article	Model	Internal reel width	Inlet-Outlet
076-6197-600	**FM-601**	330 mm	F1”- F1” BSP
076-6297-600	**FM-602**	440 mm	F1”- F1” BSP
076-6397-600	**FM-603**	550 mm	F1”- F1” BSP

Hose reel capacity

Ø Hose	Ø external Hose	Mod.FM-601	Mod.FM-602	Mod.FM-603
1/2”	20 mm	**50 m**	**100 m**	**200 m**
3/4”	27 mm	**30 m**	**60 m**	**90 m**
1”	34 mm	**20 m**	**40 m**	**60 m**

J

Overall dimensions

Model	A	B	C	D	E	F	G	H	I	J	Weight	Packaging
FM-601	660	720	600	530	100	350	550	330	670	745	83 kg	800X1200X950 mm
FM-602	660	720	600	640	100	350	550	440	780	855	87 kg	800X1200X950 mm
FM-603	660	720	600	750	100	350	550	550	890	965	91 kg	800X1200X950 mm

TECHNICAL DATA FOR ELECTRIC, HYDRAULIC, PNEUMATIC MOTORIZATION

Art. 076-9500-012
Electric gear motor 12V DC with pinion and fixing bracket
Motor protection rating IP55

Art. 076-9500-024
Electric gear motor 24V DC with pinion and fixing bracket
Motor protection rating IP55

Art. 076-9500-115
Electric gear motor 115V AC with pinion and fixing bracket
Motor protection rating IP55

Art. 076-9500-230
Electric gear motor 230V AC with pinion and fixing bracket
Motor protection rating IP55

Art. 076-9610-032
Hydraulic motor OM 32 C-S with pinion and fixing bracket

Art. 076-9620-250
Pneumatic motor M 250F with pinion and fixing bracket

Technical data

Article	Voltage	Power	RPM	Duty cycle	Absorbed power	Weight	Packaging
076-9500-012	**12V DC**	430W	305 RPM	S3 - 50%	A 36	10,000 kg	300X200X200 mm
076-9500-024	**24V DC**	448W	308 RPM	S3 - 50%	A 19	10,000 kg	300X200X200 mm
076-9500-115	**115V AC**	441W	308 RPM	S3 - 50%	A 3,84	10,000 kg	300X200X200 mm
076-9500-230	**230V AC**	402W	305 RPM	S3 - 50%	A 1,75	10,000 kg	300X200X200 mm
076-9610-032	**-**	-	830 RPM	-	-	4,000 kg	200X150X150 mm
076-9620-250	**-**	-	850 RPM	-	-	5,40ww0 kg	200X150X150 mm

INDUSTRIAL HOSE REELS Mod. 700

The motorized industrial hose reels are designed for applications that require robust equipment, also on trucks. They are suitable for flexible hoses with big diameters for the distribution of compressed air, water, oil and similar, grease, diesel.

- MOTORIZED 12-24V DC ELECTRIC

The unwinding of the hose is manual while the rolling process is through the electric motor (12-24V DC).
It can be connected to a battery or to a power transformer connected to the 230V network.

- MOTORIZED 230-115V AC ELECTRIC

The unwinding of the hose is manual while the rolling process is through the electric motor (230-115 AC).
It has to be connected to the 230-115V AC electric network.

- MOTORIZED HYDRAULIC

The unwinding of the hose is manual while the rolling process is through the hydraulic motor.
It has to be connected to a specific control unit equipped with electric motor, hydraulic oil tank and to a command-and-control system with lever for the rolling process.

- MOTORIZED PNEUMATIC

The unwinding of the hose is manual while the rolling process is through the pneumatic motor. It has to be
connected to the compressed air supply and to a pressure regulator that allows to adjust the rolling power and speed.

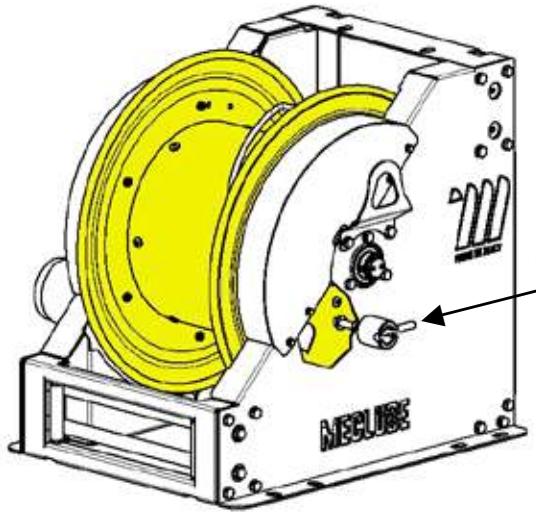

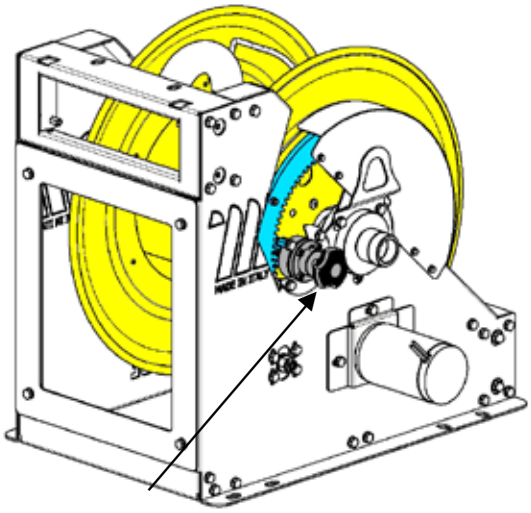

Clutch to regulate the hose unwinding and to avoid the reel to rotate loosely by inertia.

INDUSTRIAL HOSE REELS Mod. 700

New series of motorized industrial hose reels Mod.700
They are supplied with reel Ø 700 with 3 different widths: 330, 440, 550 mm
2''F swivelling joint with pressures of 20 and 250 bar. The main difference is the type of motorization:
- Electric 12V - 24V - 230V - 115V
- Hydraulic
- Pneumatic

They are designed for applications that require robust equipment, also on trucks.
They are suitable for flexible hoses with maximum Ø of 2", for the distribution of compressed air, oil and similar, diesel.
They are designed to have two different hose exit positions, an upper and a lower one.

Motorized chain transmission with double sprocket

INDUSTRIAL HOSE REELS IN PAINTED STEEL MOTORIZED 12V ELECTRIC SERIES Mod. FE-700

FE-701

For air-water and diesel 20 bar

Equipped with:
- Anodized aluminium swivelling joint
- Viton® seals
- **Electric 12V DC motor** 449W power

Article	Model	Internal reel width	Inlet-Outlet
076-7112-900	**FE-701**	330 mm	F2”- F2” BSP
076-7212-900	**FE-702**	440 mm	F2”- F2” BSP
076-7312-900	**FE-703**	550 mm	F2”- F2” BSP

FE-702

For oil and lubricants 250 bar

Equipped with:
- Galvanized steel swivelling joint
- NBR seals
- **Electric 12V DC motor** 449W power

Article	Model	Internal reel width	Inlet-Outlet
076-7116-900	**FE-701**	330 mm	F2”- F2” BSP
076-7216-900	**FE-702**	440 mm	F2”- F2” BSP
076-7316-900	**FE-703**	550 mm	F2”- F2” BSP

FE-703

Hose reel capacity

Ø Hose	Ø external Hose	Mod.FE-701	Mod.FE-702	Mod.FE-703
1.1/4”	43 mm	**35 m**	**45 m**	**60 m**
1.1/2”	50 mm	**20 m**	**30 m**	**50 m**
2”	63 mm	**15 m**	**25 m**	**30 m**

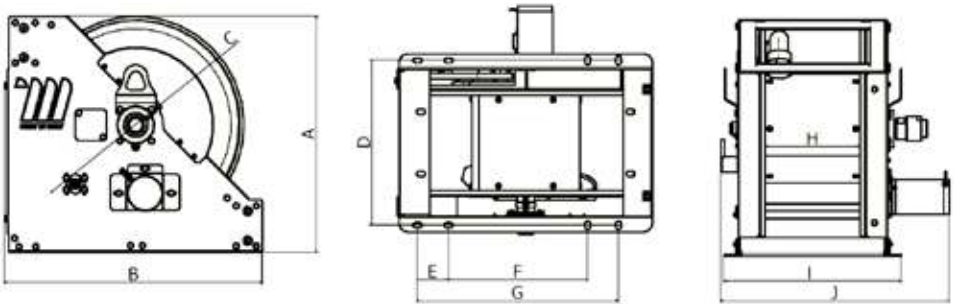

Overall dimensions

Model	A	B	C	D	E	F	G	H	I	J	Weight	Packaging
FE-701	760	833	700	531	100	450	650	330	574	734	122 kg	800X1200X950 mm
FE-702	760	833	700	641	100	450	650	440	684	844	140 kg	1000X1200X950 mm
FE-703	760	833	700	751	100	450	650	550	794	954	155 kg	1000X1200X950 mm

The industrial hose reels with **electric motor 12V** are designed for applications that require robust equipment, also on trucks. They are suitable for flexible hoses with big diameters for the distribution of compressed air, oil and similar, diesel.
The unwinding of the hose is manual while the rolling process is through the electric motor. It can be connected to a battery or to a power transformer connected to the 230V network.

INDUSTRIAL HOSE REELS IN PAINTED STEEL
MOTORIZED 24V ELECTRIC SERIES Mod. FE-700

For air-water and diesel 20 bar

Equipped with:
- Anodized aluminium swivelling joint
- Viton® seals
- **Electric 24V DC motor** 457W power

Article	Model	Internal reel width	Inlet-Outlet
076-7122-900	**FE-701**	330 mm	F2”- F2” BSP
076-7222-900	**FE-702**	440 mm	F2”- F2” BSP
076-7322-900	**FE-703**	550 mm	F2”- F2” BSP

FE-701

For oil and lubricants 250 bar

Equipped with:
- Galvanized steel swivelling joint
- NBR seals
- **Electric 24V DC motor** 457W power

Article	Model	Internal reel width	Inlet-Outlet
076-7126-900	**FE-701**	330 mm	F2”- F2” BSP
076-7226-900	**FE-702**	440 mm	F2”- F2” BSP
076-7326-900	**FE-703**	550 mm	F2”- F2” BSP

FE-702

Hose reel capacity

Ø Hose	Ø external Hose	Mod.FE-701	Mod.FE-702	Mod.FE-703
1.1/4”	43 mm	**35 m**	**45 m**	**60 m**
1.1/2”	50 mm	**20 m**	**30 m**	**50 m**
2”	63 mm	**15 m**	**25 m**	**30 m**

FE-703

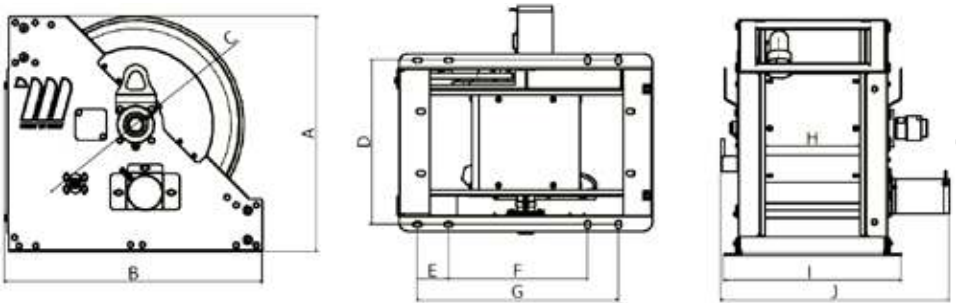

Overall dimensions

Model	A	B	C	D	E	F	G	H	I	J	Weight	Packaging
FE-701	760	833	700	531	100	450	650	330	574	734	122 kg	800X1200X950 mm
FE-702	760	833	700	641	100	450	650	440	684	844	140 kg	1000X1200X950 mm
FE-703	760	833	700	751	100	450	650	550	794	954	155 kg	1000X1200X950 mm

The industrial hose reels with **electric motor 24V** are designed for applications that require robust equipment, also on trucks. They are suitable for flexible hoses with big diameters for the distribution of compressed air, oil and similar, diesel.
The unwinding of the hose is manual while the rolling process is through the electric motor. It can be connected to a battery or to a power transformer connected to the 230V network.

INDUSTRIAL HOSE REELS IN PAINTED STEEL MOTORIZED 230V ELECTRIC SERIES Mod. FE-700

FE-701

For air-water and diesel 20 bar

Equipped with:
- Anodized aluminium swivelling joint
- Viton® seals
- **Electric 230V AC motor** 448W power

Article	Model	Internal reel width	Inlet-Outlet
076-7132-900	**FE-701**	330 mm	F2”- F2” BSP
076-7232-900	**FE-702**	440 mm	F2”- F2” BSP
076-7332-900	**FE-703**	550 mm	F2”- F2” BSP

FE-702

For oil and lubricants 250 bar

Equipped with:
- Galvanized steel swivelling joint
- NBR seals
- **Electric 230V AC motor** 448W power

Article	Model	Internal reel width	Inlet-Outlet
076-7136-900	**FE-701**	330 mm	F2”- F2” BSP
076-7236-900	**FE-702**	440 mm	F2”- F2” BSP
076-7336-900	**FE-703**	550 mm	F2”- F2” BSP

FE-703

Hose reel capacity

Ø Hose	Ø external Hose	Mod.FE-701	Mod.FE-702	Mod.FE-703
1.1/4”	43 mm	**35 m**	**45 m**	**60 m**
1.1/2”	50 mm	**20 m**	**30 m**	**50 m**
2”	63 mm	**15 m**	**25 m**	**30 m**

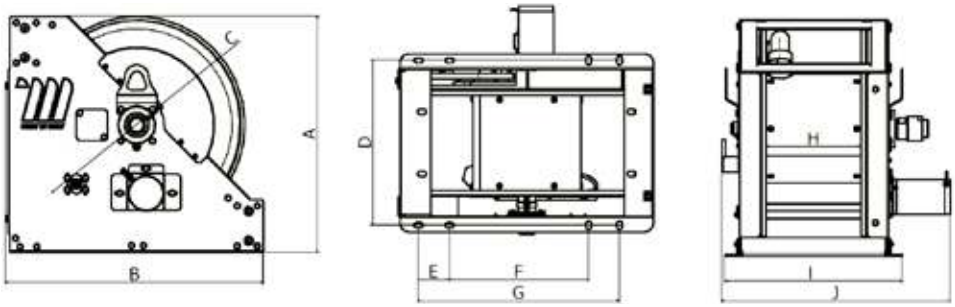

Overall dimensions

Model	A	B	C	D	E	F	G	H	I	J	Weight	Packaging
FE-701	760	833	700	531	100	450	650	330	574	734	122 kg	800X1200X950 mm
FE-702	760	833	700	641	100	450	650	440	684	844	140 kg	1000X1200X950 mm
FE-703	760	833	700	751	100	450	650	550	794	954	155 kg	1000X1200X950 mm

The industrial hose reels with electric motor 230V are designed for applications that require robust equipment, also on trucks. They are suitable for flexible hoses with big diameters for the distribution of compressed air, oil and similar, diesel.
The unwinding of the hose is manual while the rolling process is through the electric motor (230 AC).
It has to be connected to the 230 AC electric network.

INDUSTRIAL HOSE REELS IN PAINTED STEEL
MOTORIZED 115V ELECTRIC SERIES Mod. FE-700

For air-water and diesel 20 bar

Equipped with:
- Anodized aluminium swivelling joint
- Viton® seals
-**Electric 115V AC motor** 451W power

Article	Model	Internal reel width	Inlet-Outlet
076-7152-900	**FE-701**	330 mm	F2”- F2” BSP
076-7252-900	**FE-702**	440 mm	F2”- F2” BSP
076-7352-900	**FE-703**	550 mm	F2”- F2” BSP

FE-701

For oil and lubricants 250 bar

Equipped with:
- Anodized aluminium swivelling joint
- NBR seals
-**Electric 115V AC motor** 451W power

Article	Model	Internal reel width	Inlet-Outlet
076-7156-900	**FE-701**	330 mm	F2”- F2” BSP
076-7256-900	**FE-702**	440 mm	F2”- F2” BSP
076-7356-900	**FE-703**	550 mm	F2”- F2” BSP

FE-702

Hose reel capacity

Ø Hose	Ø external Hose	Mod.FE-701	Mod.FE-702	Mod.FE-703
1.1/4”	43 mm	**35 m**	**45 m**	**60 m**
1.1/2”	50 mm	**20 m**	**30 m**	**50 m**
2”	63 mm	**15 m**	**25 m**	**30 m**

FE-703

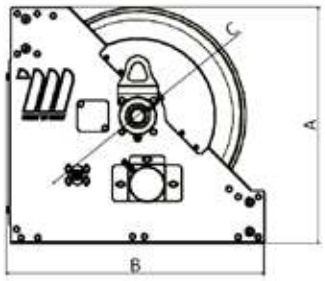

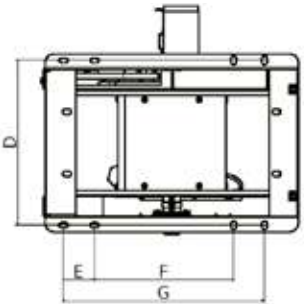

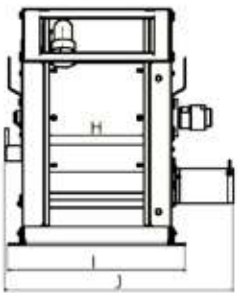

Overall dimensions

Model	A	B	C	D	E	F	G	H	I	J	Weight	Packaging
FE-701	760	833	700	531	100	450	650	330	574	734	122 kg	800X1200X950 mm
FE-702	760	833	700	641	100	450	650	440	684	844	140 kg	1000X1200X950 mm
FE-703	760	833	700	751	100	450	650	550	794	954	155 kg	1000X1200X950 mm

The industrial hose reels with **electric motor 115V** are designed for applications that require robust equipment, also on trucks. They are suitable for flexible hoses with big diameters for the distribution of compressed air, oil and similar, diesel.
The unwinding of the hose is manual while the rolling process is through the electric motor (115 AC).
It has to be connected to the 115V AC electric network.

INDUSTRIAL HOSE REELS IN PAINTED STEEL MOTORIZED HYDRAULIC SERIES Mod. FI-700

FI-701

For air-water and diesel 20 bar

Equipped with:
- Anodized aluminium swivelling joint
- Viton® seals
- **Hydraulic motor**

Article	Model	Internal reel width	Inlet-Outlet
076-7162-900	**FI-701**	330 mm	F2”- F2” BSP
076-7262-900	**FI-702**	440 mm	F2”- F2” BSP
076-7362-900	**FI-703**	550 mm	F2”- F2” BSP

FI-702

For oil and lubricants 250 bar

Equipped with:
- Galvanized steel swivelling joint
- NBR seals
- **Hydraulic motor**

Article	Model	Internal reel width	Inlet-Outlet
076-7166-900	**FI-701**	330 mm	F2”- F2” BSP
076-7266-900	**FI-702**	440 mm	F2”- F2” BSP
076-7366-900	**FI-703**	550 mm	F2”- F2” BSP

FI-703

Hose reel capacity

Ø Hose	Ø external Hose	Mod.FI-701	Mod.FI-702	Mod.FI-703
1.1/4”	43 mm	**35 m**	**45 m**	**60 m**
1.1/2”	50 mm	**20 m**	**30 m**	**50 m**
2”	63 mm	**15 m**	**25 m**	**30 m**

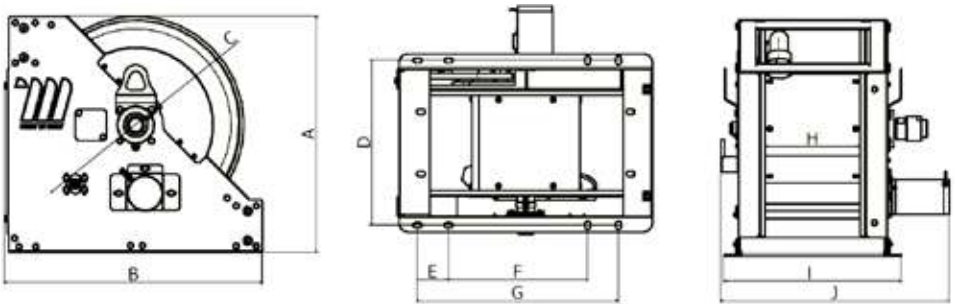

Overall dimensions

Model	A	B	C	D	E	F	G	H	I	J	Weight	Packaging
FI-701	760	833	700	531	100	450	650	330	574	734	119 kg	800X1200X950 mm
FI-702	760	833	700	641	100	450	650	440	684	844	137 kg	1000X1200X950 mm
FI-703	760	833	700	751	100	450	650	550	794	954	152 kg	1000X1200X950 mm

The industrial hose reels with **hydraulic motor** are designed for applications that require robust equipment, also on trucks. They are suitable for flexible hoses with big diameters for the distribution of compressed air, oil and similar, diesel. The unwinding of the hose is manual while the rolling process is through the hydraulic motor. It has to be connected to a specific control unit equipped with electric motor, hydraulic oil tank and to a command-and-control system with lever for the rolling process.

INDUSTRIAL HOSE REELS IN PAINTED STEEL
MOTORIZED PNEUMATIC SERIES Mod. FP-700

For air-water and diesel 20 bar

Equipped with:
- Anodized aluminium swivelling joint
- Viton® seals
- **Pneumatic motor**

Article	Model	Internal reel width	Inlet-Outlet
076-7172-900	**FP-701**	330 mm	F2”- F2” BSP
076-7272-900	**FP-702**	440 mm	F2”- F2” BSP
076-7372-900	**FP-703**	550 mm	F2”- F2” BSP

FP-701

For oil and lubricants 250 bar

Equipped with:
- Galvanized steel swivelling joint
- NBR seals
- **Pneumatic motor**

Article	Model	Internal reel width	Inlet-Outlet
076-7176-900	**FP-701**	330 mm	F2”- F2” BSP
076-7276-900	**FP-702**	440 mm	F2”- F2” BSP
076-7376-900	**FP-703**	550 mm	F2”- F2” BSP

FP-702

Hose reel capacity

Ø Hose	Ø external Hose	Mod.FE-701	Mod.FE-702	Mod.FE-703
1.1/4”	43 mm	**35 m**	**45 m**	**60 m**
1.1/2”	50 mm	**20 m**	**30 m**	**50 m**
2”	63 mm	**15 m**	**25 m**	**30 m**

FP-703

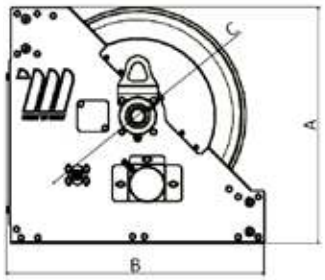

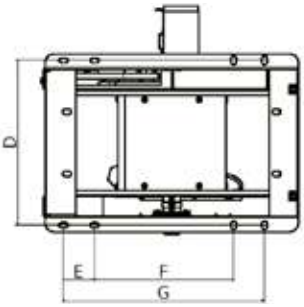

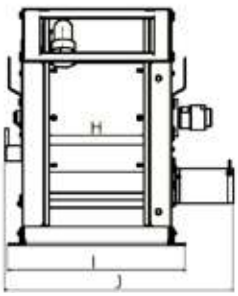

Overall dimensions

Model	A	B	C	D	E	F	G	H	I	J	Weight	Packaging
FP-701	760	833	700	531	100	450	650	330	574	734	120 kg	800X1200X950 mm
FP-702	760	833	700	641	100	450	650	440	684	844	139 kg	1000X1200X950 mm
FP-703	760	833	700	751	100	450	650	550	794	954	155 kg	1000X1200X950 mm

The industrial hose reels with **pneumatic motor** are designed for applications that require robust equipment, also on trucks. They are suitable for flexible hoses with big diameters for the distribution of compressed air, oil and similar, diesel. The unwinding of the hose is manual while the rolling process is through the pneumatic motor. It has to be connected to the compressed air supply and to a pressure regulator that allows to adjust the rolling power and speed.

TECHNICAL DATA FOR ELECTRIC, HYDRAULIC, PNEUMATIC MOTORIZATION

Art. 076-9900-012
Electric motor 12V DC with pinion and fixing bracket
Motor protection rating IP55

Art. 076-9900-024
Electric motor 24V DC with pinion and fixing bracket
Motor protection rating IP55

Art. 076-9900-115
Electric motor 115V AC with pinion and fixing bracket
Motor protection rating IP55

Art. 076-9900-230
Electric motor 230V AC with pinion and fixing bracket
Motor protection rating IP55

Art. 076-9910-032
Hydraulic motor OM 32 C-S with pinion and fixing bracket

Art. 076-9920-250
Pneumatic motor M 250F with pinion and fixing bracket

Art. 076-9950-000
Adjustable rewinding clutch for hose reel Mod. 700
with fixing bracket

Art. 076-9960-000
Blocking lever for hose reel Mod.600/700

Technical data

Article	Voltage	Power	RPM	Duty cycle	Absorbed power	Weight	Packaging
076-9900-012	12V DC	449W	810 RPM	S3 - 50%	A 37,5	7,700 kg	300X200X200 mm
076-9900-024	24V DC	457W	856 RPM	S3 - 50%	A 19	7,700 kg	300X200X200 mm
076-9900-115	115V AC	451W	869 RPM	S3 - 50%	A 4	7,700 kg	300X200X200 mm
076-9900-230	230V AC	448W	818 RPM	S3 - 50%	A 2	7,700 kg	300X200X200 mm
076-9910-032	-	-	830 RPM	-	-	3,500 kg	200X150X150 mm
076-9920-250	-	-	850 RPM	-	-	5,000 kg	200X150X150 mm

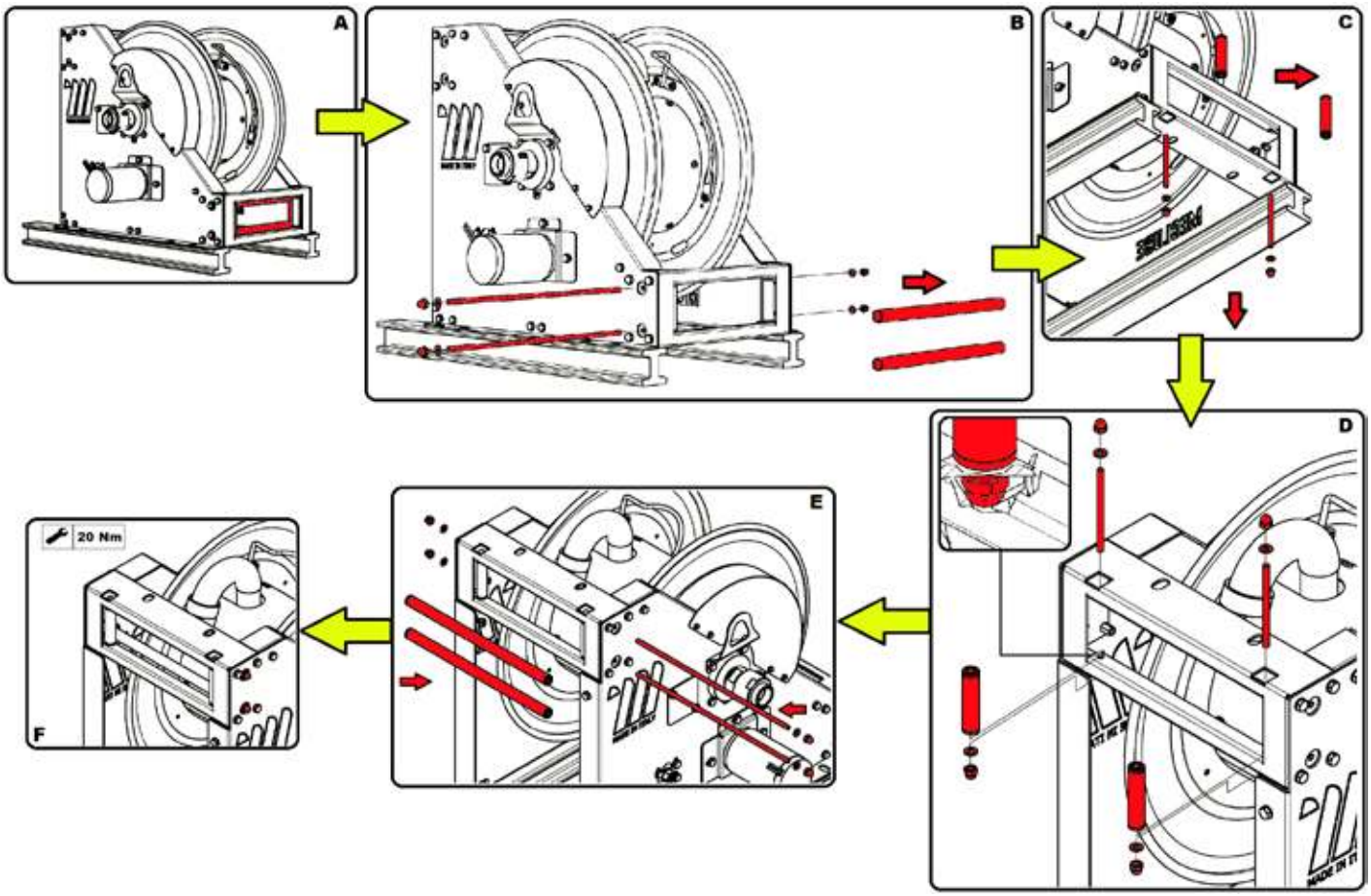

HOSE REEL INSTALLATION

As a matter of fact before installing the hose reel it is important to decide which of the two hose exit positions is the best one for your purpose.
The hose reel is designed to have two different hose exit positions, an upper and a lower one. The machine is supplied with the rollers installed in the lower position, to put them in the upper position it is necessary to:

A. Lift the hose reel with a suitable equipment, make sure it is well secured, then set it on a base who let a free access to the lower part of the machine, without being instable and strong enough to support the reel weight.

B. Remove the 17 mm lateral nuts with the relative washer. Pull out the two support rods of the horizontal rollers, them remove them from the frame and put them on the bench.

C. Using a 17 mm wrench in the lower part of the reel you can now remove the locking nut of the vertical rollers, by loosing the rods and removing them from the base you can remove the short rollers from the frame.

D. Now go to the back upper section of the reel, insert the shorter rollers into the frame and fix them with the rods and nuts removed in the last step. We reccomend the use of thread locker medium strenght.

E. Repeat the operation on the longer rollers, insert the support rods and then fasten the 17 mm nuts with the washers. Also in this case it is firmly recommended the use of the thread locker medium strenght.

F. Check the nuts tighten, the reference torque is 20 N/m

079-1779-002

Art. 079-1779-002

Panel support for 2 hose reels
For the application hose reels
Mod. F-400 – F-460 – F-550 – CF-500
Dimensions 590X390X65 mm

	Kg	m³	Nº
079-1779-002	6,700	0,216	1

079-1779-003

Art. 079-1779-003

Panel support for 3 hose reels
For the application hose reels
Mod. F-400 – F-460 – F-550 – CF-500
Dimensions 860X390X65 mm

	Kg	m³	Nº
079-1779-003	9,200	0,313	1

079-1779-004

Art. 079-1779-004

Panel support for 4 hose reels
For the application hose reels
Mod. F-400 – F-460 – F-550 – CF-500
Dimensions 1113X390X65 mm

	Kg	m³	Nº
079-1779-004	14,600	0,400	1

079-1779-005

Art. 079-1779-005

Panel support for 5 hose reels
For the application hose reels
Mod. F-400 – F-460 – F-550 – CF-500
Dimensions 1460X390X65 mm

	Kg	m³	Nº
079-1779-005	15,900	0,500	1

079-1800-001

Art. 079-1800-001

Bracket to be fixed to the ceiling on HEA girders
For the application of 1 hose reel
Mod. F-400-F-460-CF-500
Dimensions 425X192X26 mm

	Kg	m³	Nº
079-1800-001	2,350	0,048	1

079-1800-002

Art. 079-1800-002

Bracket to be fixed to the ceiling on HEA girders
For the application of 2 hose reel
Mod. F-400-F-460-CF-500
Dimensions 428X205X26 mm

	Kg	m³	Nº
079-1800-002	5,500	0,050	1

079-1800-003

Art. 079-1800-003

Bracket to be fixed to the ceiling on HEA girders
For the application of 3 hose reel
Mod. F-400-F-460-CF-500
Dimensions 698X205X26 mm

	Kg	m³	Nº
079-1800-003	7,400	0,080	1

These special brackets can be used in two different positions with 90° rotation

ROTARY SUPPORT WITH QUICK CONNECTION FOR HOSE REELS

Art. 079-1777-150
Rotary varnished support
For fixed hose reels Mod. F-400 – F460 – CF-500

Art. 079-1778-150
Rotary bracket in AISI 304 stainless steel
For fixed hose reels Mod. FX-400 – FX-460 – CFX-500

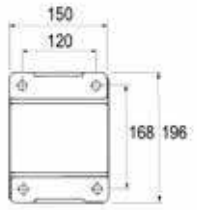

F-400/460
FX-400/460

079-1777-150

079-1778-150

Art. 079-1777-200
Rotary varnished support
For fixed hose reels Mod. F-550

Art. 079-1778-200
Rotary bracket in AISI 304 stainless steel
For fixed hose reels Mod. FX-550

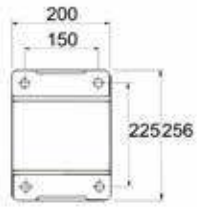

F-550
FX-550

079-1777-200

079-1778-200

Art. 079-1777-250
Rotary varnished support
For fixed hose reels Mod. F-555

Art. 079-1778-250
Rotary bracket in AISI 304 stainless steel
For fixed hose reels Mod. FX-555

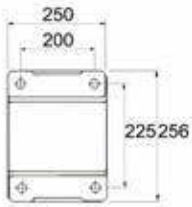

F-555
FX-555

079-1777-250

079-1778-250

Art. 079-1776-000
Fixed varnished double bracket
For closed hose reels Mod. CF-500

Art. 079-1775-000
Double fixed bracket in AISI 304 stainless steel
For closed hose reels Mod. CFX-500

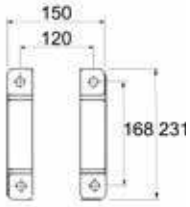

CF-300/500
CFX-500

079-1776-000

079-1775-000

Art. 024-1785-000
Support for drops collections for oil nozzle
Composed by:
Hook for stop oil nozzle
Removable drip tray



024-1785-000

024-1785-000	3,400	0,030	1

DIRECTIONAL BRACKETS WITH HOSE GUIDE
CRANK HANDLES FOR MANUAL HOSE REELS

Art. 079-1890-400
Painted steel directional brackets with hose guide
For manual hose reels Mod. FM-400/460

Art. 079-1890-550
Painted steel directional brackets with hose guide
For manual hose reels Mod. FM-550

Art. 079-1890-555
Painted steel directional brackets with hose guide
For manual hose reels Mod. FM-555

Art. 079-1890-560
Painted steel directional brackets with hose guide
For manual hose reels Mod. FM-560

Art. 079-1891-400
AISI 304 stainless steel directional brackets with hose guide
For manual hose reels Mod. FMX-400/460

Art. 079-1891-550
AISI 304 stainless steel directional brackets with hose guide
For manual hose reels Mod. FMX-550

Art. 079-1891-555
AISI 304 stainless steel directional brackets with hose guide
For manual hose reels Mod. FMX-555

Art. 079-1891-560
AISI 304 stainless steel directional brackets with hose guide
For manual hose reels Mod. FMX-560

Art. 077-9990-400
Painted steel revolving flick with folding handgrip
For manual hose reels Mod. FM-400/460

Art. 077-9990-550
Painted steel revolving flick with folding handgrip
For manual hose reels Mod. FM-550/555/560

Art. 077-9991-400
AISI 304 stainless steel revolving flick with folding handgrip
For manual hose reels Mod. FM-400/460

Art. 077-9991-550
AISI 304 stainless steel revolving flick with folding handgrip
For manual hose reels Mod. FM-550/555/560

Art. 076-9990-600
Painted steel revolving flick
For manual industrial hose reels Mod. FM-600

SWIVELLING JOINTS 90° FOR HOSE REELS

Brass 90° swivelling joint AIR-WATER

Article	Inlet-Outlet	Pressure	Seals
079-1770-003	F3/8"BSP - M3/8"BSP	20 bar	Viton®
079-1770-004	F1/2"BSP - M1/2"BSP	100 bar	Viton®
079-1770-006	F1"BSP - M3/4"BSP	50 bar	Viton®

079-1770-003

079-1770-004

Anodized aluminium 90° swivelling joint AIR-WATER

Article	Inlet-Outlet	Pressure	Seals
079-1770-808	F1.1/2"BSP - M1.1/2"BSP	20 bar	Viton®
079-1770-909	F2"BSP - M54x1,5"	20 bar	Viton®

079-1770-808

079-1770-909

AISI 304 stainless steel 90° swivelling joint WATER 150°C

Article	Inlet-Outlet	Pressure	Seals
079-1771-003	F3/8"BSP - M3/8"BSP	280 bar	Viton®
079-1771-004	F1/2"BSP - M1/2"BSP	400 bar	Viton®
079-1771-006	F1"BSP - M3/4"BSP	200 bar	Viton®

079-1771-004

079-1771-006

AISI 304 stainless steel 90° swivelling joint FOOD 120°C

Article	Inlet-Outlet	Pressure	Seals
079-1771-404	F1/2"BSP - M1/2"BSP	200 bar	EPDM - FDA
079-1771-506	F1"BSP - M3/4"BSP	100 bar	EPDM - FDA

079-1771-404

079-1771-506

Galvanized steel 90° swivelling joint OIL AND SIMILAR

Article	Inlet-Outlet	Pressure	Seals
079-1772-004	F1/2"BSP - M1/2"BSP	200 bar	NBR
079-1772-006	F1"BSP - M3/4"BSP	100 bar	NBR
079-1772-606	F1"BSP - M1"BSP	100/300 bar	NBR
079-1772-808	F1.1/2"BSP - M1.1/2"BSP	100/300 bar	NBR
079-1772-909	F2"BSP - M54x1,5"	80/250 bar	NBR

079-1772-004

079-1772-808

Galvanized steel 90° swivelling joint GREASE

Article	Inlet-Outlet	Pressure	Seals
079-1773-002	M1/4"BSP - M3/8"BSP	600 bar	polyurethane
079-1773-003	M3/8"BSP - M3/8"BSP	500 bar	polyurethane
079-1773-004	M1/2"BSP - M1/2"BSP	400 bar	NBR
079-1773-006	M1"BSP - M1"BSP	300 bar	NBR

079-1773-002

079-1773-004

Galvanized steel - anodized alluminium 90° swivelling joint DIESEL

Article	Inlet-Outlet	Pressure	Seals
079-1774-526	F1"BSP - F3/4"BSP	50 bar	Viton®
079-1774-006	F1"BSP - M3/4"BSP	50 bar	Viton®

079-1774-526

079-1774-006

Galvanized steel 90° swivelling joint GASOLINE

Article	Inlet-Outlet	Pressure	Seals
079-1774-V06	F1"BSP - M3/4"BSP	100 bar	Viton®

079-1774-V06

BSP male - BSP male nipples

Article	Threaded
F96-0100-202	M1/4”BSP - M1/4”BSP
F96-0100-303	M3/8”BSP - M3/8”BSP
F96-0100-404	M1/2”BSP - M1/2”BSP
F96-0100-505	M3/4”BSP - M3/4”BSP
F96-0100-606	M1”BSP - M1”BSP
F96-0100-707	M1.1/4”BSP - M1.1/4”BSP
F96-0100-808	M1.1/2”BSP - M1.1/2”BSP
F96-0100-909	M2”BSP - M2”BSP

BSP male - BSP male reduced nipples

Article	Threaded
F96-0100-302	M3/8”BSP - M1/4”BSP
F96-0100-402	M1/2”BSP - M1/4”BSP
F96-0100-403	M1/2”BSP - M3/8”BSP
F96-0100-504	M3/4”BSP - M1/2”BSP
F96-0100-604	M1”BSP - M1/2”BSP
F96-0100-605	M1”BSP - M3/4”BSP
F96-0100-706	M1.1/4”BSP - M1”BSP
F96-0100-806	M1.1/2”BSP - M1”BSP
F96-0100-807	M1.1/2”BSP - M1.1/4”BSP
F96-0100-907	M2”BSP - M1.1/4”BSP
F96-0100-908	M2”BSP - M1.1/2”BSP

BSP male - BSP female extensions

Article	Threaded
F96-0210-404	M1/2”BSP - F1/2”BSP
F96-0210-505	M3/4”BSP - F3/4”BSP

BSP male - BSP female reduced extensions

Article	Threaded
F96-0210-203	M1/4”BSP - F3/8”BSP
F96-0210-304	M3/8”BSP - F1/2”BSP
F96-0210-305	M3/8”BSP - F3/4”BSP
F96-0210-405	M1/2”BSP - F3/4”BSP
F96-0210-506	M3/4”BSP - F1”BSP

BSP male - BSP female plug reductions

Article	Threaded
F96-0300-201	M1/4”BSP - F1/8”BSP
F96-0300-302	M3/8”BSP - F1/4”BSP
F96-0300-403	M1/2”BSP - F3/8”BSP
F96-0300-504	M3/4”BSP - F1/2”BSP
F96-0300-604	M1”BSP - F1/2”BSP
F96-0300-605	M1”BSP - F3/4”BSP
F96-0300-908	M2”BSP - F1.1/2”BSP

BSP male - NPTF male nipples

Article	Threaded
F96-0110-202	M1/4”BSP - M1/4”NPTF
F96-0110-303	M3/8”BSP - M3/8”NPTF
F96-0110-404	M1/2”BSP - M1/2”NPTF
F96-0110-505	M3/4”BSP - M3/4”NPTF
F96-0110-606	M1”BSP - M1”NPTF
F96-0110-707	M1.1/4”BSP- M1.1/4”NPTF
F96-0110-808	M1.1/2”BSP - M1.1/2”NPTF
F96-0110-909	M2”BSP - M2”NPTF
F96-0111-404	M1/2”BSP - M1/2”NPTF E.22

BSP male - NPTF male reduced nipples

Article	Threaded
F96-0110-204	M1/4”BSP - M1/2”NPTF
F96-0110-302	M3/8”BSP - M1/4”NPTF
F96-0110-304	M3/8”BSP - M1/2”NPTF
F96-0110-305	M3/8”BSP - M3/4”NPTF
F96-0110-402	M1/2”BSP - M1/4”NPTF
F96-0110-403	M1/2”BSP - M3/8”NPTF
F96-0110-405	M1/2”BSP - M3/4”NPTF
F96-0110-504	M3/4”BSP - M1/2”NPTF
F96-0110-604	M1”BSP - M1/2”NPTF
F96-0110-605	M1”BSP - M3/4”NPTF
F96-0110-806	M1.1/2”BSP - M1”NPTF
F96-0110-807	M1.1/2”BSP - M1.1/4”NPTF
F96-0110-907	M2”BSP - M1.1/4”NPTF
F96-0110-908	M2”BSP - M1.1/2”NPTF
F96-0111-204	M1/4”BSP - M1/2”NPTF E.22
F96-0111-304	M3/8”BSP - M1/2”NPTF E.22

NPTF male - BSP female extensions

Article	Threaded
F96-0212-404	M1/2”NPTF - F1/2”BSP
F96-0212-505	M3/4”NPTF - F3/4”BSP

NPTF male - BSP female reduced extensions

Article	Threaded
F96-0212-304	M3/8”NPTF - F1/2”BSP
F96-0212-305	M3/8”NPTF - F3/4”BSP
F96-0212-405	M1/2”NPTF - F3/4”BSP
F96-0212-506	M3/4”NPTF - F1”BSP

NPTF male - BSP female plug reductions

Article	Threaded
F96-0302-403	M1/2”NPTF - F3/8”BSP
F96-0302-504	M3/4”NPTF - F1/2”BSP
F96-0302-605	M1”NPTF - F3/4”BSP

Galvanized steel connection ring nut			
F96-0050-322	M3/8”G - F22X1,5	250 bar	40 l/min

Suitable for connecting pressure washer spray guns

AISI 316 stainless steel
BSP male - BSP male nipples

Article	Threaded
F96-1100-202	M1/4”BSP - M1/4”BSP
F96-1100-303	M3/8”BSP - M3/8”BSP
F96-1100-404	M1/2”BSP - M1/2”BSP
F96-1100-505	M3/4”BSP - M3/4”BSP
F96-1100-606	M1”BSP - M1”BSP

AISI 316 stainless steel
BSP male - NPTF male nipples

Article	Threaded
F96-1110-303	M3/8”BSP - M3/8”NPTF
F96-1110-404	M1/2”BSP - M1/2”NPTF
F96-1110-505	M3/4”BSP - M3/4”NPTF
F96-1110-606	M1”BSP - M1”NPTF
F96-1111-404	M1/2”BSP - M1/2”NPTF E.22

AISI 316 stainless steel
BSP male - BSP male reduced nipples

Article	Threaded
F96-1100-302	M3/8”BSP - M1/4”BSP
F96-1100-403	M1/2”BSP - M3/8”BSP
F96-1100-504	M3/4”BSP - M1/2”BSP
F96-1100-604	M1”BSP - M1/2”BSP
F96-1100-605	M1”BSP - M3/4”BSP

AISI 316 stainless steel
BSP male - NPTF male reduced nipples

Article	Threaded
F96-1110-204	M1/4”BSP - M1/2”NPTF
F96-1110-304	M3/8”BSP - M1/2”NPTF
F96-1110-305	M3/8”BSP - M3/4”NPTF
F96-1110-403	M1/2”BSP - M3/8”NPTF
F96-1110-405	M1/2”BSP - M3/4”NPTF
F96-1110-504	M3/4”BSP - M1/2”NPTF
F96-1110-604	M1”BSP - M1/2”NPTF
F96-1110-605	M1”BSP - M3/4”NPTF
F96-1111-204	M1/4”BSP - M1/2”NPTF E.22
F96-1111-304	M3/8”BSP - M1/2”NPTF E.22

AISI 316 stainless steel
BSP male - BSP female extension

Article	Threaded
F96-1210-404	M1/2”BSP - F1/2”BSP
F96-1210-505	M3/4”BSP - F3/4”BSP

AISI 316 stainless steel
NPTF male - BSP female extension

Article	Threaded
F96-1212-404	M1/2”NPTF - F1/2”BSP
F96-1212-505	M3/4”NPTF - F3/4”BSP

AISI 316 stainless steel
BSP male - BSP female reduced extension

Article	Threaded
F96-1210-304	M3/8”BSP - F1/2”BSP
F96-1210-305	M3/8”BSP - F3/4”BSP
F96-1210-405	M1/2”BSP - F3/4”BSP

AISI 316 stainless steel
NPTF male - BSP female reduced extension

Article	Threaded
F96-1212-304	M3/8”NPTF - F1/2”BSP
F96-1212-305	M3/8”NPTF - F3/4”BSP
F96-1212-405	M1/2”NPTF - F3/4”BSP

AISI 316 stainless steel
BSP male - BSP female plug reductions

Article	Threaded
F96-1300-403	M1/2”BSP - F3/8”BSP
F96-1300-504	M3/4”BSP - F1/2”BSP
F96-1300-605	M1”BSP - F3/4”BSP

AISI 316 stainless steel
NPTF male - BSP female plug reductions

Article	Threaded
F96-1302-403	M1/2”NPTF - F3/8”BSP
F96-1302-504	M3/4”NPTF - F1/2”BSP
F96-1302-605	M1”NPTF - F3/4”BSP

RUBBER HOSE-STOP
CONNECTION HOSES FOR HOSE REELS - TECHNICAL DATA

Rubber hose-stop for hose reels

Article	Ø Hose size	Ø External Hose	Ø Hose-stop
079-1780-001	1/4”	12 - 13 mm	80 mm
079-1780-002	5/16”	14 - 15 mm	80 mm
079-1780-003	3/8”	16 - 17 mm	80 mm
079-1780-004	1/2”	19 - 20 mm	80 mm
079-1780-005	3/4”	26 - 27 mm	80 mm
079-1780-006	1”	34 - 35 mm	80 mm

Rubber hose stop for industrial hose reels

Article	Ø Hose size	Ø External Hose	Ø Hose-stop
079-1782-006	1”	34 - 36 mm	150 mm
079-1782-007	1.1/4”	40 - 43 mm	150 mm
079-1782-008	1.1/2”	47 - 50 mm	150 mm
079-1782-009	2”	60 - 63 mm	150 mm

AIR-WATER 20 bar

- Blue polyurethane ether-baset hoses
- Connection nickel-plated brass - galvanized steel

Article	L.Hose	Ø Hose-dimension	Max pressure	Inlet - Outlet
901-0302-015	1,5 m	8X12 mm	20 bar	M3/8”G - F1/4”G
901-0302-020	2,0 m	8X12 mm	20 bar	M1/4”G - F1/4”G
901-0323-006	0,6 m	10X14 mm	20 bar	F3/8”-F3/8”BSP
901-0323-015	1,5 m	10X14 mm	20 bar	F3/8”-F3/8” BSP
901-0303-020	2,0 m	10X14 mm	20 bar	M3/8”-F3/8” BSP
901-0424-006	0,6 m	13X19 mm	20 bar	F1/2”-F1/2” BSP
901-0424-015	1,5 m	13X19 mm	20 bar	F1/2”-F1/2” BSP
901-0404-020	2,0 m	13X19 mm	20 bar	M1/2”-F1/2” BSP

AIR-WATER from 20 to 28 bar

- Synthetic black rubber hoses R6
- Galvanized steel connections

Article	L.hose	Ø Hose-dimension	Max pressure	Inlet - Outlet
902-0222-010	1,0 m	5/16” - 7,9X14 mm	28 bar	F3/8”-F3/8” BSP
902-0222-020	2,0 m	5/16” - 7,9X14 mm	28 bar	F3/8”-F3/8” BSP
902-0323-006	0,6 m	3/8” - 9,5X15,8 mm	28 bar	F3/8”-F3/8” BSP
902-0323-010	1,0 m	3/8” - 9,5X15,8 mm	28 bar	F3/8”-F3/8” BSP
902-0323-015	1,5 m	3/8” - 9,5X15,8 mm	28 bar	F3/8”-F3/8” BSP
902-0323-020	2,0 m	3/8” - 9,5X15,8 mm	28 bar	F3/8”-F3/8” BSP
902-0424-006	0,6 m	1/2” - 12,8X19,4 mm	28 bar	F1/2”-F1/2” BSP
902-0424-010	1,0 m	1/2” - 12,8X19,4 mm	28 bar	F1/2”-F1/2” BSP
902-0424-015	1,5 m	1/2” - 12,8X19,4 mm	28 bar	F1/2”-F1/2” BSP
902-0424-020	2,0 m	1/2” - 12,8X19,4 mm	28 bar	F1/2”-F1/2” BSP
902-0525-006	0,6 m	3/4” - 19X26 mm	21 bar	F3/4”-F3/4” BSP
902-0525-010	1,0 m	3/4” - 19X26 mm	21 bar	F3/4”-F3/4” BSP
902-0525-015	1,5 m	3/4” - 19X26 mm	21 bar	F3/4”-F3/4” BSP
902-0525-020	2,0 m	3/4” - 19X26 mm	21 bar	F3/4”-F3/4” BSP
902-0626-006	0,6 m	1” - 25,4X33 mm	20 bar	F1”-F1” BSP
902-0626-010	1,0 m	1” - 25,4X33 mm	20 bar	F1”-F1” BSP
902-0626-015	1,5 m	1” - 25,4X33 mm	20 bar	F1”-F1” BSP
902-0626-020	2,0 m	1” - 25,4X33 mm	20 bar	F1”-F1” BSP

CONNECTION HOSES FOR HOSE REELS
TECHNICAL DATA

WATER 150°C 200 bar
- **Blue no trace synthetic rubber hoses 1SC**
- Galvanized steel connections

Article	L.hose	Ø Hose-dimension	Max pressure	Inlet - Outlet
904-0323-006	**0,6 m**	**3/8" - 9,5X15,6 mm**	200 bar	F3/8"-F3/8" BSP
904-0323-015	**1,5 m**	**3/8" - 9,5X15,6 mm**	200 bar	F3/8"-F3/8" BSP
904-0424-006	**0,6 m**	**1/2" - 12,8X19,1 mm**	200 bar	F1/2"-F1/2" BSP
904-0424-015	**1,5 m**	**1/2" - 12,8X19,1 mm**	200 bar	F1/2"-F1/2" BSP

WATER 150°C 400 bar
- **Blue no trace synthetic rubber hoses 2SC**
- Galvanized steel connections

Article	L.hose	Ø Hose-dimension	Max pressure	Inlet - Outlet
905-0323-006	**0,6 m**	**3/8" - 9,5X17,0 mm**	400 bar	F3/8"-F3/8" BSP
905-0323-015	**1,5 m**	**3/8" - 9,5X17,0 mm**	400 bar	F3/8"-F3/8" BSP
905-0424-006	**0,6 m**	**1/2" - 12,8X20,4 mm**	400 bar	F1/2"-F1/2" BSP
905-0424-015	**1,5 m**	**1/2" - 12,8X20,4 mm**	400 bar	F1/2"-F1/2" BSP

OIL AND SIMILAR FLUIDS from 88 to 160 bar
- **Black synthetic rubber hoses 1SC**
- Galvanized steel connections

Article	L.hose	Ø Hose-dimension	Max pressure	Inlet - Outlet
906-0424-006	**0,6 m**	**1/2" - 12,8X19,1 mm**	160 bar	F1/2"-F1/2" BSP
906-0434-008	**0,8 m**	**1/2" - 12,8X19,1 mm**	160 bar	F90°1/2"-F1/2" BSP
906-0424-010	**1,0 m**	**1/2" - 12,8X19,1 mm**	160 bar	F1/2"-F1/2" BSP
906-0424-015	**1,5 m**	**1/2" - 12,8X19,1 mm**	160 bar	F1/2"-F1/2" BSP
906-0424-020	**2,0 m**	**1/2" - 12,8X19,1 mm**	160 bar	F1/2"-F1/2" BSP
906-0525-006	**0,6 m**	**3/4" - 19X26 mm**	105 bar	F3/4"-F3/4" BSP
906-0535-008	**0,8 m**	**3/4" - 19X26 mm**	105 bar	F90°3/4"-F3/4" BSP
906-0525-010	**1,0 m**	**3/4" - 19X26 mm**	105 bar	F3/4"-F3/4" BSP
906-0525-015	**1,5 m**	**3/4" - 19X26 mm**	105 bar	F3/4"-F3/4" BSP
906-0525-020	**2,0 m**	**3/4" - 19X26 mm**	105 bar	F3/4"-F3/4" BSP
906-0626-006	**0,6 m**	**1" - 25,4X33,4 mm**	88 bar	F1"-F1" BSP
906-0636-008	**0,8 m**	**1" - 25,4X33,4 mm**	88 bar	F90°1"-F1" BSP
906-0626-010	**1,0 m**	**1" - 25,4X33,4 mm**	88 bar	F1"-F1" BSP
906-0626-015	**1,5 m**	**1" - 25,4X33,4 mm**	88 bar	F1"-F1" BSP
906-0626-020	**2,0 m**	**1" - 25,4X33,4 mm**	88 bar	F1"-F1" BSP

GREASE from 275 to 400 bar
- **Black synthetic rubber hoses 2SC**
- Galvanized steel connections

Article	L.hose	Ø Hose-dimension	Max pressure	Inlet - Outlet
907-0122-006	**0,6 m**	**1/4" - 6,4X13,3 mm**	400 bar	F1/4"-F1/4" BSP
907-0132-008	**0,8 m**	**1/4" - 6,4X13,3 mm**	400 bar	F90°1/4"-F1/4" BSP
907-0122-015	**1,5 m**	**1/4" - 6,4X13,3 mm**	400 bar	F1/4"-F1/4" BSP
907-0102-015	**1,5 m**	**1/4" - 6,4X13,3 mm**	400 bar	M1/4"-F1/4" BSP
907-0122-020	**2,0 m**	**1/4" - 6,4X13,3 mm**	400 bar	F1/4"-F1/4" BSP
907-0323-006	**0,6 m**	**3/8" - 9,5X17 mm**	330 bar	F3/8"-F3/8" BSP
907-0333-008	**0,8 m**	**3/8" - 9,5X17 mm**	330 bar	F90°3/8"-F3/8" BSP
907-0323-015	**1,5 m**	**3/8" - 9,5X17 mm**	330 bar	F3/8"-F3/8" BSP
907-0323-020	**2,0 m**	**3/8" - 9,5X17 mm**	330 bar	F3/8"-F3/8" BSP
907-0424-006	**0,6 m**	**1/2" - 12,8X20,4 mm**	275 bar	F1/2"-F1/2" BSP
907-0434-008	**0,8 m**	**1/2" - 12,8X20,4 mm**	275 bar	F90°1/2"-F1/2" BSP
907-0424-015	**1,5 m**	**1/2" - 12,8X20,4 mm**	275 bar	F1/2"-F1/2" BSP
907-0424-020	**2,0 m**	**1/2" - 12,8X20,4 mm**	275 bar	F1/2"-F1/2" BSP

CONNECTION HOSES FOR HOSE REELS
TECHNICAL DATA

GREASE from 165 to 215 bar
- **Black synthetic rubber hoses 2SC**
- Galvanized steel connections

Article	L.hose	Ø Hose-dimension	Max pressure	Inlet - Outlet
907-0525-006	**0,6 m**	**3/4" - 19X27,5 mm**	215 bar	F3/4"-F3/4"BSP
907-0535-008	**0,8 m**	**3/4" - 19X27,5 mm**	215 bar	F90°3/4"-F3/4" BSP
907-0525-015	**1,5 m**	**3/4" - 19X27,5 mm**	215 bar	F3/4"-F3/4" BSP
907-0626-006	**0,6 m**	**1" - 25,4X35,3 mm**	165 bar	F1"-F1" BSP
907-0636-008	**0,8 m**	**1" - 25,4X35,3 mm**	165 bar	F90°1"-F1" BSP
907-0626-015	**1,5 m**	**1" - 25,4X35,3 mm**	165 bar	F1"-F1" BSP

DIESEL 10 bar
- **Black antistatic syntetic rubber hoses**
- Galvanized steel connections

Article	L.hose	Ø Hose-dimension	Max pressure	Inlet - Outlet
908-0516-020	**2,0 m**	**3/4" - 19X27 mm**	10 bar	M1"-M1" BSP
908-0616-020	**2,0 m**	**1" - 25X35 mm**	10 bar	M1"-M1" BSP

GASOLINE 16 bar
- **Black antistatic synthetic rubber hoses steel wire helix with high strength syntetic textile plies, copper wire**
- Reference regulations: **EN 1761 - EN 12115 ATEX (EX ZONE)**
- Self-extinguishing according to: **TRbf 131/2**
- Galvanized steel connections

Article	L.hose	Ø Hose-dimension	Max pressure	Inlet - Outlet
918-0526-006	**0,6 m**	**3/4" - 19X27 mm**	16 bar	F1"-F1" BSP
918-0526-015	**1,5 m**	**3/4" - 19X27 mm**	16 bar	F1"-F1" BSP
918-0626-006	**0,6 m**	**1" - 25X35 mm**	16 bar	F1"-F1" BSP
918-0626-015	**1,5 m**	**1" - 25X35 mm**	16 bar	F1"-F1" BSP

ANTIFREEZE - WINDSCREEN - AdBlue® 20 bar
- **Black antistatic synthetic rubber EPDM hoses**
- AISI 316 stainless steel connections

Article	L.hose	Ø Hose-dimension	Max pressure	Inlet - Outlet
909-0424-006	**0,6 m**	**1/2" - 12,8X22 mm**	20 bar	F1/2"-F1/2" BSP
909-0424-010	**1,0 m**	**1/2" - 12,8X22 mm**	20 bar	F1/2"-F1/2" BSP
909-0424-015	**1,5 m**	**1/2" - 12,8X22 mm**	20 bar	F1/2"-F1/2" BSP
909-0424-020	**2,0 m**	**1/2" - 12,8X22 mm**	20 bar	F1/2"-F1/2" BSP
909-0525-006	**0,6 m**	**3/4" - 19X29 mm**	20 bar	F3/4"-F3/4" BSP
909-0525-010	**1,0 m**	**3/4" - 19X29 mm**	20 bar	F3/4"-F3/4" BSP
909-0525-015	**1,5 m**	**3/4" - 19X29 mm**	20 bar	F3/4"-F3/4" BSP

FOOD 120°C 15 bar
- **White EPDM rubber tubes with blue cover**
- Regulations: **DM 21/3/73 e 18/6/79 + FOOD QUALITY F.D.A.**
- AISI 316 stainless steel connections

Article	L.hose	Ø Hose-dimension	Max pressure	Inlet - Outlet
913-0424-006	**0,6 m**	**1/2" - 12,8X22 mm**	15 bar	F1/2"-F1/2" BSP
913-0424-015	**1,5 m**	**1/2" - 12,8X22 mm**	15 bar	F1/2"-F1/2" BSP
913-0525-006	**0,6 m**	**3/4" - 19X29 mm**	15 bar	F3/4"-F3/4" BSP
913-0525-015	**1,5 m**	**3/4" - 19X29 mm**	15 bar	F3/4"-F3/4" BSP

AIR-WATER 20 bar
- **Blue polyurethane ether-baset hoses**
- Connection nickel-plated brass - galvanized steel

Article	L.hose	Ø Hose-dimension	Max pressure	Inlet - Outlet
901-0102-120	12 m	1/4" - 6X10 mm	20 bar	F1/4"G - M1/4"G
901-0202-090	9 m	5/16" - 8X12 mm	20 bar	F1/4"G – M1/4"G
901-0212-110	11 m	5/16" - 8X12 mm	20 bar	M3/8"G – M1/4"G gir.
901-0202-120	12 m	5/16" - 8X12 mm	20 bar	F3/8"G – M1/4"G gir.
901-0202-150	15 m	5/16" - 8X12 mm	20 bar	F1/4"G – M1/4"G
901-0202-200	20 m	5/16" - 8X12 mm	20 bar	F3/8"G – M1/4"G gir.
901-0303-100	10 m	3/8" - 10X14 mm	20 bar	F3/8"–M3/8" BSP
901-0303-150	15 m	3/8" - 10X14 mm	20 bar	F3/8"–M3/8" BSP
901-0303-200	20 m	3/8" - 10X14 mm	20 bar	F3/8"–M3/8" BSP
901-0404-100	10 m	1/2" - 13X19 mm	20 bar	F1/2"–M1/2" BSP
901-0404-150	15 m	1/2" - 13X19 mm	20 bar	F1/2"–M1/2" BSP
901-0404-180	18 m	1/2" - 13X19 mm	20 bar	F1/2"–M1/2" BSP
901-0404-200	20 m	1/2" - 13X19 mm	20 bar	F1/2"–M1/2" BSP
901-0404-250	25 m	1/2" - 13X19 mm	20 bar	F1/2"–M1/2" BSP

AIR-WATER from 20 to 28 bar
- **Synthetic black rubber hoses R6 - FROM 5/16" TO 1"- AERTUB/20 1.1/4"< 2"**
- Galvanized steel connections

Article	L.hose	Ø Hose-dimension	Max pressure	Inlet - Outlet
902-0203-120	12 m	5/16" - 7,9X14,3 mm	28 bar	F3/8"–M1/4" BSP
902-0203-180	18 m	5/16" - 7,9X14,3 mm	28 bar	F3/8"–M1/4" BSP
902-0303-100	10 m	3/8"- 9,5X16 mm	28 bar	F3/8"–M3/8" BSP
902-0303-150	15 m	3/8"- 9,5X16 mm	28 bar	F3/8"–M3/8" BSP
902-0303-180	18 m	3/8"- 9,5X16 mm	28 bar	F3/8"–M3/8" BSP
902-0303-200	20 m	3/8"- 9,5X16 mm	28 bar	F3/8"–M3/8" BSP
902-0404-100	10 m	1/2" - 12,7X19 mm	28 bar	F1/2"–M1/2" BSP
902-0404-150	15 m	1/2" - 12,7X19 mm	28 bar	F1/2"–M1/2" BSP
902-0404-180	18 m	1/2" - 12,7X19 mm	28 bar	F1/2"–M1/2" BSP
902-0404-200	20 m	1/2" - 12,7X19 mm	28 bar	F1/2"–M1/2" BSP
902-0404-250	25 m	1/2" - 12,7X19 mm	28 bar	F1/2"–M1/2" BSP
902-0404-300	30 m	1/2" - 12,7X19 mm	28 bar	F1/2"–M1/2" BSP
902-0404-400	40 m	1/2" - 12,7X19 mm	28 bar	F1/2"–M1/2" BSP
902-0404-500	50 m	1/2" - 12,7X19 mm	28 bar	F1/2"–M1/2" BSP
902-0505-150	15 m	3/4"- 19X25,8 mm	21 bar	F3/4"–M3/4" BSP
902-0505-200	20 m	3/4"- 19X25,8 mm	21 bar	F3/4"–M3/4" BSP
902-0505-300	30 m	3/4"- 19X25,8 mm	21 bar	F3/4"–M3/4" BSP
902-0505-400	40 m	3/4"- 19X25,8 mm	21 bar	F3/4"–M3/4" BSP
902-0606-150	15 m	1"- 25,4X33,2 mm	20 bar	F1"–M1" BSP
902-0606-200	20 m	1"- 25,4X33,2 mm	20 bar	F1"G–M1" BSP
902-0606-300	30 m	1"- 25,4X33,2 mm	20 bar	F1"–M1" BSP
902-0708-150	15 m	1.1/4"- 32X44 mm	20 bar	F1.1/2"–M1.1/2" BSP
902-0708-200	20 m	1.1/4"- 32X44 mm	20 bar	F1.1/2"–M1.1/2" BSP
902-0708-300	30 m	1.1/4"- 32X44 mm	20 bar	F1.1/2"–M1.1/2" BSP

AIR-WATER from 20 bar
- **Synthetic black rubber hoses - AERTUB/20**
- Galvanized steel connections

Article	L.hose	Ø Hose-dimension	Max pressure	Inlet - Outlet
902-0808-150	15 m	1.1/2"- 38X51 mm	20 bar	F1.1/2"–M1.1/2"BSP
902-0808-200	20 m	1.1/2"- 38X51 mm	20 bar	F1.1/2"–M1.1/2" BSP
902-0808-300	30 m	1.1/2"- 38X51 mm	20 bar	F1.1/2"–M1.1/2" BSP
902-0909-150	15 m	2"- 51X66 mm	20 bar	F2"–M2"BSP
902-0909-200	20 m	2"- 51X66 mm	20 bar	F2"–M2" BSP
902-0909-300	30 m	2"- 51X66 mm	20 bar	F2"–M2" BSP

WATER 150°C 200 bar
- **Blue no trace synthetic rubber hoses 1SC**
- Galvanized steel connections
- Rubber blue handle

Article	L.hose	Ø Hose-dimension	Max pressure	Inlet - Outlet
904-0223-100	10 m	5/16"- 7,9X13,5 mm	200 bar	F3/8"–F3/8" BSP
904-0223-150	15 m	5/16"- 7,9X13,5 mm	200 bar	F3/8"–F3/8" BSP
904-0223-200	20 m	5/16"- 7,9X13,5 mm	200 bar	F3/8"–F3/8" BSP
904-0323-100	10 m	3/8"- 9,5X15,6 mm	200 bar	F3/8"–F3/8" BSP
904-0323-150	15 m	3/8"- 9,5X15,6 mm	200 bar	F3/8"–F3/8" BSP
904-0323-180	18 m	3/8"- 9,5X15,6 mm	200 bar	F3/8"–F3/8" BSP
904-0323-200	20 m	3/8"- 9,5X15,6 mm	200 bar	F3/8"–F3/8" BSP
904-0323-250	25 m	3/8"- 9,5X15,6 mm	200 bar	F3/8"–F3/8" BSP
904-0323-300	30 m	3/8"- 9,5X15,6 mm	200 bar	F3/8"–F3/8" BSP
904-0323-400	40 m	3/8"- 9,5X15,6 mm	200 bar	F3/8"–F3/8" BSP
904-0323-500	50 m	3/8"- 9,5X15,6 mm	200 bar	F3/8"–F3/8" BSP
904-0424-100	10 m	1/2"- 12,8X19,1 mm	200 bar	F1/2"–F1/2" BSP
904-0424-150	15 m	1/2"- 12,8X19,1 mm	200 bar	F1/2"–F1/2" BSP
904-0424-200	20 m	1/2"- 12,8X19,1 mm	200 bar	F1/2"–F1/2" BSP
904-0424-250	25 m	1/2"- 12,8X19,1 mm	200 bar	F1/2"–F1/2" BSP
904-0424-300	30 m	1/2"- 12,8X19,1 mm	200 bar	F1/2"–F1/2" BSP
904-0424-400	40 m	1/2"- 12,8X19,1 mm	200 bar	F1/2"–F1/2" BSP

WATER 150°C 400 bar
- **Blue no trace synthetic rubber hoses 2SC**
- Galvanized steel connections
- Rubber blue handle

Article	L.hose	Ø Hose-dimension	Max pressure	Inlet - Outlet
905-0223-100	10 m	5/16"- 7,9X15 mm	400 bar	F3/8"–F3/8" BSP
905-0223-150	15 m	5/16"- 7,9X15 mm	400 bar	F3/8"–F3/8" BSP
905-0223-200	20 m	5/16"- 7,9X15 mm	400 bar	F3/8"–F3/8" BSP
905-0323-100	10 m	3/8"- 9,5X17 mm	400 bar	F3/8"–F3/8" BSP
905-0323-150	15 m	3/8"- 9,5X17 mm	400 bar	F3/8"–F3/8" BSP
905-0323-180	18 m	3/8"- 9,5X17 mm	400 bar	F3/8"–F3/8" BSP
905-0323-200	20 m	3/8"- 9,5X17 mm	400 bar	F3/8"–F3/8" BSP
905-0323-250	25 m	3/8"- 9,5X17 mm	400 bar	F3/8"–F3/8" BSP
905-0323-300	30 m	3/8"- 9,5X17 mm	400 bar	F3/8"–F3/8" BSP
905-0323-400	40 m	3/8"- 9,5X17 mm	400 bar	F3/8"–F3/8" BSP
905-0323-500	50 m	3/8"- 9,5X17 mm	400 bar	F3/8"–F3/8" BSP

WATER 150°C 400 bar
- **Blue no trace synthetic rubber hoses 2SC**
- Galvanized steel connections
- Rubber blue handle

Article	L.hose	Ø Hose-dimension	Max pressure	Inlet - Outlet
905-0424-100	10 m	1/2"- 12,8X20,4 mm	400 bar	F1/2"–F1/2" BSP
905-0424-150	15 m	1/2"- 12,8X20,4 mm	400 bar	F1/2"–F1/2" BSP
905-0424-200	20 m	1/2"- 12,8X20,4 mm	400 bar	F1/2"–F1/2" BSP
905-0424-250	25 m	1/2"- 12,8X20,4 mm	400 bar	F1/2"–F1/2" BSP
905-0424-300	30 m	1/2"- 12,8X20,4 mm	400 bar	F1/2"–F1/2" BSP
905-0424-400	40 m	1/2"- 12,8X20,4 mm	400 bar	F1/2"–F1/2" BSP

OIL AND SIMILAR from 40 to 180 bar
- **Black synthetic rubber hoses 1SC**
- Galvanized steel connections

Article	L.hose	Ø Hose-dimension	Max pressure	Inlet - Outlet
906-0304-100	10 m	3/8"- 9,5X15,6 mm	180 bar	F1/2"–M1/2" BSP
906-0304-150	15 m	3/8"- 9,5X15,6 mm	180 bar	F1/2"–M1/2" BSP
906-0304-180	18 m	3/8"- 9,5X15,6 mm	180 bar	F1/2"–M1/2" BSP
906-0404-100	10 m	1/2"- 12,8X19,1 mm	160 bar	F1/2"–M1/2" BSP
906-0404-150	15 m	1/2"- 12,8X19,1 mm	160 bar	F1/2"–M1/2" BSP
906-0404-180	18 m	1/2"- 12,8X19,1 mm	160 bar	F1/2"–M1/2" BSP
906-0404-200	20 m	1/2"- 12,8X19,1 mm	160 bar	F1/2"–M1/2" BSP
906-0404-250	25 m	1/2"- 12,8X19,1 mm	160 bar	F1/2"–M1/2" BSP
906-0404-300	30 m	1/2"- 12,8X19,1 mm	160 bar	F1/2"–M1/2" BSP
906-0404-400	40 m	1/2"- 12,8X19,1 mm	160 bar	F1/2"–M1/2" BSP
906-0404-500	50 m	1/2"- 12,8X19,1 mm	160 bar	F1/2"–M1/2" BSP
906-0505-150	15 m	3/4"- 19X26 mm	105 bar	F3/4"–M3/4" BSP
906-0505-200	20 m	3/4"- 19X26 mm	105 bar	F3/4"–M3/4" BSP
906-0505-250	25 m	3/4"- 19X26 mm	105 bar	F3/4"–M3/4" BSP
906-0505-300	30 m	3/4"- 19X26 mm	105 bar	F3/4"–M3/4" BSP
906-0505-400	40 m	3/4"- 19X26 mm	105 bar	F3/4"–M3/4" BSP
906-0606-150	15 m	1"- 25,4X33,4 mm	88 bar	F1"–M1" BSP
906-0606-200	20 m	1"- 25,4X33,4 mm	88 bar	F1"–M1" BSP
906-0606-300	30 m	1"- 25,4X33,4 mm	88 bar	F1"–M1" BSP
906-0708-150	15 m	1.1/4"- 31,8X41 mm	63 bar	F1.1/2"–M1.1/2"BSP
906-0708-200	20 m	1.1/4"- 31,8X41 mm	63 bar	F1.1/2"–M1.1/2" BSP
906-0708-300	30 m	1.1/4"- 31,8X41 mm	63 bar	F1.1/2"–M1.1/2" BSP
906-0808-150	15 m	1.1/2"- 38X47,5 mm	50 bar	F1.1/2"–M1.1/2" BSP
906-0808-200	20 m	1.1/2"- 38X47,5 mm	50 bar	F1.1/2"–M1.1/2" BSP
906-0808-300	30 m	1.1/2"- 38X47,5 mm	50 bar	F1.1/2"–M1.1/2" BSP
906-0909-150	15 m	2"- 50,8X60,5 mm	40 bar	F2"–M2"BSP
906-0909-200	20 m	2"- 50,8X60,5 mm	40 bar	F2"–M2" BSP
906-0909-300	30 m	2"- 50,8X60,5 mm	40 bar	F2"–M2" BSP

GREASE from 165 to 400 bar
- **Black synthetic rubber hoses 2SC**
- Galvanized steel connections

Article	L.hose	Ø Hose-dimension	Max pressure	Inlet - Outlet
907-0102-100	10 m	1/4"- 6,4X13,3 mm	400 bar	F1/4”–M1/4”BSP
907-0102-150	15 m	1/4”- 6,4X13,3 mm	400 bar	F1/4”–M1/4” BSP
907-0102-180	18 m	1/4”- 6,4X13,3 mm	400 bar	F1/4”–M1/4” BSP
907-0303-100	10 m	3/8”- 9,5X17 mm	330 bar	F3/8”–M3/8” BSP
907-0303-150	15 m	3/8”- 9,5X17 mm	330 bar	F3/8”–M3/8” BSP
907-0303-200	20 m	3/8”- 9,5X17 mm	330 bar	F3/8”–M3/8” BSP
907-0303-250	25 m	3/8”- 9,5X17 mm	330 bar	F3/8”–M3/8” BSP
907-0303-300	30 m	3/8”- 9,5X17 mm	330 bar	F3/8”–M3/8” BSP
907-0404-100	10 m	1/2”- 12,8X20,4 mm	275 bar	F1/2”–M1/2” BSP
907-0404-150	15 m	1/2”- 12,8X20,4 mm	275 bar	F1/2”–M1/2” BSP
907-0404-200	20 m	1/2”- 12,8X20,4 mm	275 bar	F1/2”–M1/2” BSP
907-0404-250	25 m	1/2”- 12,8X20,4 mm	275 bar	F1/2”–M1/2” BSP
907-0404-300	30 m	1/2”- 12,8X20,4 mm	275 bar	F1/2”–M1/2” BSP
907-0505-150	15 m	3/4"- 19X27,5 mm	215 bar	F3/4”–M3/4” BSP
907-0505-200	20 m	3/4"- 19X27,5 mm	215 bar	F3/4”–M3/4” BSP
907-0505-300	30 m	3/4"- 19X27,5 mm	215 bar	F3/4”–M3/4” BSP
907-0606-150	15 m	1”- 25,4X35,3 mm	165 bar	F1”–M1”BSP
907-0606-200	20 m	1”- 25,4X35,3 mm	165 bar	F1”–M1”BSP
907-0606-300	30 m	1”- 25,4X35,3 mm	165 bar	F1”–M1”BSP

ANTIFREEZE - WINDSCREEN - AdBlue® 20 bar
- **Black antistatic synthetic rubber EPDM hoses**
- AISI 316 stainless steel connections

Article	L.hose	Ø Hose-dimension	Max pressure	Inlet - Outlet
909-0404-100	10 m	1/2”- 12,8X22 mm	20 bar	F1/2”–M1/2” BSP
909-0404-150	15 m	1/2”- 12,8X22 mm	20 bar	F1/2”–M1/2” BSP
909-0404-200	20 m	1/2”- 12,8X22 mm	20 bar	F1/2”–M1/2” BSP
909-0404-250	25 m	1/2”- 12,8X22 mm	20 bar	F1/2”–M1/2” BSP
909-0505-100	10 m	3/4”-19X29 mm	20 bar	F3/4”–M3/4” BSP
909-0505-150	15 m	3/4”-19X29 mm	20 bar	F3/4”–M3/4” BSP
909-0505-200	20 m	3/4”-19X29 mm	20 bar	F3/4”–M3/4” BSP

HOSES FOR HOSE REELS - TECHNICAL DATA

DIESEL 10 bar
- **Black antistatic syntetic rubber hoses**
- Galvanized steel connections

Article	L.hose	Ø Hose-dimension	Max pressure	Inlet - Outlet
908-0506-080	8 m	3/4”- 19X27 mm	10 bar	F3/4”–M1” BSP
908-0506-100	10 m	3/4”- 19X27 mm	10 bar	F1”–M1”BSP
908-0506-150	15 m	3/4”- 19X27 mm	10 bar	F1”–M1” BSP
908-0506-200	20 m	3/4”- 19X27 mm	10 bar	F1”–M1” BSP
908-0506-300	30 m	3/4”- 19X27 mm	10 bar	F1”–M1” BSP
908-0506-400	40 m	3/4”- 19X27 mm	10 bar	F1”–M1” BSP
908-0606-100	10 m	1”- 25X35 mm	10 bar	F1”–M1” BSP
908-0606-150	15 m	1”- 25X35 mm	10 bar	F1”–M1” BSP
908-0606-200	20 m	1”- 25X35 mm	10 bar	F1”–M1” BSP
908-0606-300	30 m	1”- 25X35 mm	10 bar	F1”–M1” BSP
908-0808-150	15 m	1.1/2”- 38X49 mm	10 bar	F1.1/2”–M1.1/2”BSP

GASOLINE 16 bar
- **Black antistatic synthetic rubber hoses steel wire helix with high strength syntetic textile plies, copper wire**
- Reference regulations: **EN 1761 - EN 12115 ATEX (EX ZONE)**
- Self-extinguishing according to: **TRbf 131/2**
- Galvanized steel connections

Article	L.hose	Ø Hose-dimension	Max pressure	Inlet - Outlet
918-0506-100	10 m	3/4” - 19X31 mm	16 bar	F1”-M1” BSP
918-0506-150	15 m	3/4” - 19X31 mm	16 bar	F1”-M1” BSP
918-0506-200	20 m	3/4” - 19X31 mm	16 bar	F1”-M1” BSP
918-0506-300	30 m	3/4” - 19X31 mm	16 bar	F1”-M1” BSP
918-0606-100	10 m	1” - 25X37 mm	16 bar	F1”-M1” BSP
918-0606-150	15 m	1” - 25X37 mm	16 bar	F1”-M1” BSP
918-0606-200	20 m	1” - 25X37 mm	16 bar	F1”-M1” BSP
918-0606-300	30 m	1” - 25X37 mm	16 bar	F1”-M1” BSP

FOOD 120°C 15 bar
- **White EPDM rubber hoses with blue cover**
- Regulations: **DM 21/3/73 e 18/6/79 + FOOD QUALITY F.D.A.**
- AISI 316 stainless steel connections

Article	L.hose	Ø Hose-dimension	Max pressure	Inlet - Outlet
913-0404-100	10 m	1/2” - 12,8X22 mm	15 bar	F1/2”-M1/2”BSP
913-0404-150	15 m	1/2” - 12,8X22 mm	15 bar	F1/2”-M1/2” BSP
913-0404-200	20 m	1/2” - 12,8X22 mm	15 bar	F1/2”-M1/2” BSP
913-0404-250	25 m	1/2” - 12,8X22 mm	15 bar	F1/2”-M1/2” BSP
913-0404-300	30 m	1/2” - 12,8X22 mm	15 bar	F1/2”-M1/2” BSP
913-0505-150	15 m	3/4” - 19X29 mm	15 bar	F3/4”-M3/4” BSP
913-0505-200	20 m	3/4” - 19X29 mm	15 bar	F3/4”-M3/4” BSP

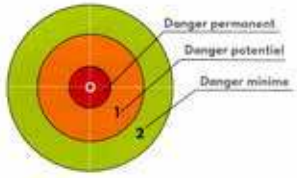

Safety in explosive environments

As of 1st July 2003, the ATEX directive came into force throughout the EEC. This directive became an obligatory requirement for all electrical and mechanical equipment intended for use in dangerous areas. Potentially explosive atmospheres exist where there is a risk of explosion due to mixtures of gas and air, steam and air, dust and air or other flammable combinations typical of petrol vapours. If the electrical or mechanical material must be used in areas where there is an explosive atmosphere, it must be designed and built so as not to create/ to eliminate sources of ignition such as sparks, hot surfaces or static electricity and all sources of combustion able to ignite these mixtures. Risk areas for environments where gas and flammable vapours are present can range from AREA 0 (constant risk of explosion) to AREA 1 (risk of explosion probable) and AREA 2 (low risk and any risk of explosion persists for a short time only).

Atex codification key of Meclube products – “GAS” type of atmosphere

CE	Ex	II	2	G	Ex	h	IIB	T4 ≤ T 135°C	Gb	X
1	2	3	4	5	6	7	8	9	10	11

1= CE marking
2= Ex marking (specific explosion protection marking)
3= Group of belonging of the equipment: II = other places, not the mine (gas and dust)
4= High level of protection, presence of possible explosive atmosphere – usable in ZONE 1
5= Type of atmosphere – Gas – usable in ZONE 1
6= Marking for CE regulations (regulation of EN 60079 – DIN EN ISO 80079)
7= General marking, mechanical equipment, not electric
8= Typical ethylene gas
9= Temperature range (Gas), maximum superficial temperature ≤ 135°C
10= Protection level of the equipment usable in “Group II” – high protection level.
11= Make reference to the instruction manual for important additional notes – range of ambient temperature.

Atex codification key of Meclube products – “Dust” type of atmosphere

CE	Ex	II	2	D	Ex	h	III C	T4 ≤ T 135°C	Db
1	2	3	4	5	6	7	8	9	10

1= CE marking
2= Ex marking (specific explosion protection marking)
3= Group of belonging of the equipment: II = other places, not the mine (gas and dust)
4= High level of protection, presence of possible explosive atmosphere – usable in ZONE 21
5= Type of atmosphere –Dust – usable in ZONE 21
6= Marking for CE regulations (regulation of EN 60079 – DIN EN ISO 80079)
7= General marking, mechanical equipment, not electric
8= Flammable particles, conductive and non-conductive dust
9= Temperature range (Gas), maximum superficial temperature ≤ 135°C
10= Protection level of the equipment usable in “Group III”– high protection level.

GENERAL SALES CONDITIONS

When ordering please use the part numbers indicated in the catalogue.

Claims will not be accepted if we receive them 8 (eight) days after the reception of the order.
After this period the goods will be considered tacitly accepted.

The goods travel at customer's risk, even if Meclube organizes DAP shipment.

Except previously agreed, all prices are to be intended EX WORKS Bondeno di Gonzaga (MN), Incoterms 2020.

In case of late payments for any reason, including missed reception of statements of account, the buyer has to pay to the seller the annual interest in force at the moment of the sale, in the amount indicated on the invoice.

Any change of faulty products can be made to MECLUBE according to DAP Incoterms, and after having received our authorization.

The company MECLUBE takes no responsibilities for missing goods or damaged parcels caused by the shipment.

For any controversy only the Court of Mantua will entertain jurisdiction.

Specifications, dimensions, features and colours reported in this catalogue are not binding, and due to continuous performance enhancements of equipment and accessories, can be modified without any notice.

EDITION 01/02/2024
Foto F.lli ZAMBRONI
MADE IN ITALY

MECLUBE srl
Strada Pavesa, 13 - Loc. Bondeno
46023- Gonzaga (MN) - ITALIA
Tel. +39 0376 595006 - +39 0376 595035
Fax +39 0376 54144
info@meclube.com

www.meclube.com

Y00-0014-004 F.lli Zambroni Reggiolo - Luzzara