10 YEAR WARRANTY

MARCHIO STORICO

Fami

BEST OF

IDEAONE 2026

.07.1

+ QUICK DELIVERY VERSATILE

SAVE TIME = REDUCE COSTS!

INNOVATION SINCE 1929.

CONSULTING
You have a special project you would like to create, or a new area to outfit? The Fami sales consultants are on hand to analyse all your needs and create the optimal furnishings for your company.

WARRANTY
The 10-year warranty on Fami products aptly reflects the premium-quality materials we use and the care and dedication that go into the production of our furnishings to make them reliable and durable.

ORDERS
Ordering Fami Ideaone has never been so easy! Choose among various furnishings and contact your area agent or dealer to complete your order.

COLOUR RANGE
Fami Ideaone furniture comes in standard colours, both single and two-tone, which vary depending on the selected product. Additional colours are available on request to customise individual work areas or adapt the furniture to corporate colours.

VALIDITY
The Fami Ideaone catalogue is valid from 01/06/2026 to 31/01/2027.

SUBSIDIARIES AND DEALERS
Fami is always close to you! Over the years we have set up four European subsidiaries besides an extensive network of dealers and distributors, both in Italy and abroad, to provide consulting and assistance wherever you are.

CUSTOMER CARE
For any queries, information or problem, our after-sales support service is always at your disposal. In the event of damaged or broken products, you will always receive Fami original spare parts as replacements.

SHIPPING
Guaranteed deliveries wherever you are!
All Fami products are prepared and packed with the utmost care, using materials that ensure maximum protection during shipping. Most products are supplied flat-packed to optimise storage space and transport efficiency.

COLLECTION TANKS + PERFOM STEEL SHELVES AND TANKS
Suitable for flammable liquids under GHS categories 1 - 3 and water-polluting liquids under GHS categories 1 - 4. Corrosive substances are not allowed.

PE COLLECTION TANKS
Suitable for water-polluting liquids under GHS categories 1 - 4. Flammable substances are not allowed.

contents

- **PERFOM HINGED DOORS** **2**
  - accessories 2
  - 64x27 EH 1193x555 mm 3
  - dividing material 3
  - 24x27 EH 512x555 mm 4
  - 54x27 EH 1023x555 mm 4
  - dividing material 5
- **PERFOM SLIDING DOORS** **6**
  - 78x27 EH 1428x600 mm 6
  - 54+54x27 EH 2040x600 mm 7
- **NC** **8**
  - components 8
  - preconfigured 9
- **PERFOM CHANGING LOCKERS** **10**
  - preconfigured 11
  - benches 11

- **FLEXA** **12**
  - 36x27 EH 717x600 mm 12
  - dividing material 13
  - 54x27 EH 1023x600 mm 14
  - dividing material 14
- **MASTER DE** **16**
  - accessories 17
  - 36x36 EH 714x726 mm 18
  - dividing material 18
  - 54x36 EH 1020x726 mm 19
  - dividing material 19

- **WORK** **20**
  - 1500x750 mm 20
  - 2000x750 mm 21
  - components 22
- **WORK LOOK** **24**
  - preconfigured 24
  - perforated wall panels 26
- **COMPONENTS** **26**
  - vice 26
- **IRON TEAM** **27**
  - Iron Team 27
  - Iron Team Electric 30
- **TOOL ORGANIZER** **32**
  - The Block 32
  - Unipok 33

- **TIPPABLE BUCKETS** **35**
- **COLLECTION TRAYS** **36**
- **SAFETY CABINETS** **38**

- **CLEVER** **40**
  - Clever Large preconfigured 40
  - Clever Small preconfigured 41
- **BIN CART** **42**
- **COMBI** **45**

- **PICKING BOX MYTHOS** **46**
  - bins 47
  - accessories 48
- **RK BOX AIR** **50**
  - shelf racks 51
  - cabinets with hinged doors 52
  - single-piece racks 53
- **EURO BOX** **54**
  - 400x300 mm 55
  - 600x400 mm 57
- **VISUAL BOX** **60**
  - Bin Cart with Visual Box 60
  - drawer units 61
  - components 61
- **PLASTIC BOXES** **62**
  - 1040x640 mm 63
  - 1200x800 mm 63
- **STEEL** **64**
  - Boxes and containers 64

- **ST** **66**
  - shelf racks 67
  - racks with bins 68
- **DOMINO** **71**

GENERAL CONDITIONS OF THE CONTRACTUAL WARRANTY **74**

GENERAL CONDITIONS OF SALE **75**

CABINETS WITH HINGED DOORS

PERFOM



CONFIGURABLE

DIVIDING MATERIAL

LOAD CAPACITY 800 - 1200 KG

KEY-OPERATED CLOSURE

MOUNTED CABINET + ACCESSORIES PACKED INSIDE THE CABINET

ACCESSORIES

3-EDGE TOP SHELF COATED WITH PVC

ART.	W mm	D mm	H mm	colour	
FAC9911290007	514	558	31	Black	
FAC9912290007	1024	558	31	Black	
FAC9915290007	1194	558	31	Black	

More information
IDEAONE 2026.07.1

PERFOM

24x27 EH	54x27 EH	64x27 EH
1193 mm 555 mm		1078x449

ART.	W mm	D mm	H mm	KG	RAL	
PERFOM15001	1193	555	1000	800	7035+7016	

ART.	W mm	D mm	H mm	KG	RAL	
PERFOM17001	1193	555	2000	1200	7035+7016	

ART.	W mm	D mm	H mm	KG	RAL	
PERFOM17004	1193	555	2000	1200	7035+7016	

DIVIDING MATERIAL



ART.	Suitable for drawer H mm	components	
FFH02500400	100	3 x Longitudinal slotted divider W=457 mm 1 x Transversal divider W=168 mm 3 x Transversal divider W=304 mm	

INTERNAL DIM. W x D LOAD CAPACITY RAL 7035 + RAL 7016

PERFOM

24x27 EH	54x27 EH	64x27 EH
512 mm 555 mm		398x449

ART.	W mm	D mm	H mm	KG	RAL	
PERFOM11001	512	555	1000	800	7035+7016	

24x27 EH	54x27 EH	64x27 EH
1023 mm 555 mm		908x449

ART.	W mm	D mm	H mm	KG	RAL	
PERFOM12001	1023	555	1000	800	7035+7016	

More information
IDEAONE 2026.07.1

PERFOM

24x27 EH	54x27 EH	64x27 EH
1023 mm 555 mm		908x449

ART.	W mm	D mm	H mm	KG	RAL	
PERFOM14001	1023	555	2000	1200	7035+7016	

ART.	W mm	D mm	H mm	KG	RAL	
PERFOM14007	1023	555	2000	1200	7035+7016	

ART.	W mm	D mm	H mm	KG	RAL	
PERFOM14004	1023	555	2000	1200	7035+7016	

DIVIDING MATERIAL

ART.	Suitable for drawer H mm	components	
FFH02000600	100/125	12 x 150x75 mm Divider box 12 x 150x150 mm Divider box	

INTERNAL DIM. W x D LOAD CAPACITY RAL 7035 + RAL 7016

START | PRO | PRO+

CABINETS WITH SLIDING DOORS

PERFOM

PATENTED*

LOAD CAPACITY 800 - 1200 KG

20 YEAR
DOOR WARRANTY

KEY-OPERATED CLOSURE

MOUNTED CABINET + ACCESSORIES PACKED INSIDE THE CABINET

78x27 EH	54+54x27 EH
1428 mm	600 mm

ART.	W mm	D mm	H mm	KG	RAL	
PERFOM20004	1428	600	915	800	7035+7016	

20 YEAR
DOOR WARRANTY

ART.	W mm	D mm	H mm	KG	RAL	
PERFOM21004	1428	600	2000	1200	7035+7016	

20 YEAR
DOOR WARRANTY

More information
IDEAONE 2026.07.1

PERFOM

78x27 EH	54+54x27 EH
2040 mm 600 mm	908x449

ART.	W mm	D mm	H mm	KG per section	RAL	
PERFOM21007	2040	600	2000	1200	7035+7016	

20 YEAR

DOOR WARRANTY

ART.	W mm	D mm	H mm	KG per section	RAL	
PERFOM21010	2040	600	2000	1200	7035+7016	

20 YEAR

DOOR WARRANTY

ART.	W mm	D mm	H mm	KG per section	RAL	
PERFOM20007	2040	600	915	800	7035+7016	

20 YEAR

DOOR WARRANTY

INTERNAL DIM. W x D LOAD CAPACITY RAL 7035 + RAL 7016

CNC TOOL STORAGE SYSTEMS

NC

FULL-EXTENSION DRAWERS

CABINET LOAD CAPACITY 1200 KG

WIDE RANGE OF TOOL HOLDERS

CONFIGURABLE

COMPONENTS

WORKTOP TOOL-HOLDER FRAME

ART.	W mm	D mm	H mm	RAL	
FNC20100008	565	450	351	7035	

TOOL HOLDER

ART.	type	multiple order qty	max. qty.					
FNC95300003	ISO 40	7	7	21	42	35	21	
FNC95500003	ISO 50	5	5	15	25	20	15	
FNC92400003	HSK A63-B80	5	5	15	30	30	15	

More information
IDEAONE 2026.07.1

NC

COMPONENTS

CABINET WITH HINGED DOORS 54X27 EH

ART.	W mm	D mm	H mm	KG	RAL	
FAA1420C000PD	1023	555	2000	1200	7035+7016	

TELESCOPIC-EXTENSION DRAWERS 54X27 EH

ART.	useful dimensions			KG		drawer front H mm	RAL	
	W mm	D mm	H mm					
FAC9912190008	908	449	85	100	100%	100	7035	

TOOL-HOLDER FRAME WITH 3 ROWS FOR DRAWERS COMPLETE WITH SUPPORTS - 2-PC PACK

Tool holders excluded

ART.	W mm	D mm	H mm	RAL	
FNC5140S101	894	446	142/180	7000	

WORKTOP TOOL-HOLDER FRAME WITH 3 ROWS FOR CABINET - 2-PIECE PACK

ART.	W mm	D mm	H mm	KG	RAL	
FNC5160S101	965	444	68	150	7000	

SWIVEL WHEEL

SWIVEL WHEEL WITH BRAKE

FIXED WHEEL

WHEELED TOOL-HOLDER TROLLEY

ART.	W mm	D mm	H mm	KG without wheels	wheels					RAL	
					Ø mm	material	KG wheel set				
FCNF1001056	1064	512	892	500	125	Nylon	825	2	2	7035+7000	

LOAD CAPACITY | EXTRACTION | RAL 7035 + RAL 7016 | RAL 7035 + RAL 7000 | RAL 7000 | RAL 7035

CHANGING-ROOM LOCKERS

PERFOM

POLYPROPYLENE FEET EASY TO CLEAN

ELECTROPHORETIC COATING

VERSION WITH HELMET COMPARTMENT

KEY-OPERATED CLOSURE



FASTENING SYSTEM

The patented fastening system consists of a polypropylene joint with a perforated plate for screwing the legs to the slats. It also acts as a cap, closing the slat at the sides.

ADJUSTABLE FOOT

The foot, height-adjustable with a screw, is equipped with a high-strength polypropylene support, which prevents damage during cleaning and rust forming in humid environments or on wet floors.

MODULAR COMPOSITIONS

All elements feature side holes for screw fastening, allowing the creation of solid, compact, modular structures.

More information
IDEAONE 2026.07.1

PERFOM

ART.	W mm	D mm	H mm	no. of compartments	RAL	
FAN1502C03108	802	502	1750	2	7035	
FAN1503C03108	1192	502	1750	3	7035	



PAIR OF FEET FOR CHANGING ROOM LOCKER

ART.	W mm	D mm	H mm	colour	
FRR23100001	135	500	180/200	Dark grey	

SINGLE 3-SLAT BENCH W= 1000 mm

ART.	W mm	D mm	H mm	KG	RAL	
FCP1010030008	1017	375	435	300	7035	

SINGLE 3-SLAT BENCH W= 1500 mm

ART.	W mm	D mm	H mm	KG	RAL	
FCP1015030008	1502	375	435	300	7035	

SINGLE 3-SLAT BENCH W= 2000 mm

ART.	W mm	D mm	H mm	KG	RAL	
FCP1020030008	2034	375	435	400	7035	

KG LOAD CAPACITY

RAL 7035

DRAWER UNITS FOR WORKSHOPS

FLEXA

FULL-EXTENSION DRAWERS

PERFORATED DRAWER BOTTOM

DIVIDING MATERIAL

KEY-OPERATED CLOSURE

DRAWER LOAD CAPACITY 50 - 70 KG

36x27 EH	54x27 EH
717 mm 600 mm	600x447

CABINET WITH WHEELS WITH 5 DRAWERS 4X100 1X200

ART.	drawers		RAL	
	KG			
FDGD56001PD	70	100%	7035+7016	

H=921 mm

Wheels: Non-marking synthetic rubber Ø 125 mm
Cabinet capacity: 300 kg

More information
IDEAONE 2026.07.1

FLEXA

36x27 EH	54x27 EH
717 mm 600 mm	600x447

CABINET WITH 7 DRAWERS 2X75 1X100 3X150 1X200

ART.	drawers		RAL	
	KG			
FDF109054PD	70	100%	7035+7016	

H=1002 mm

CABINET WITH 9 DRAWERS 9X100

ART.	drawers		RAL	
	KG			
FDF109056PD	70	100%	7035+7016	

H=1002 mm

DIVIDING MATERIAL

ART.	Suitable for drawer H mm	components	
FFH10051500	50/300	20 x Transversal divider W=36 mm 20 x Transversal divider W=47 mm 6 x 3-channel divider 5 x 4-channel divider 1 x Allen key holder	



ART.	Suitable for drawer H mm	components	
FFH10071800	75	16 x 75x75 mm Divider box 8 x 150x75 mm Divider box 4 x 150x150 mm Divider box	

ART.	Suitable for drawer H mm	components	
FFH10070500	75	2 x Longitudinal slotted divider W=457 mm 3 x Transversal divider W=202 mm	
FFH10100500	100/125		
FFH10150500	150/175		
FFH10200500	200/250		

INTERNAL DIM. W x D | LOAD CAPACITY | EXTRACTION | RAL 7035 + RAL 7016

36x27 EH	54x27 EH
1023 mm 600 mm	906x447

CABINET WITH 7 DRAWERS 2X75 1X100 3X150 1X200

ART.	drawers		RAL	
	KG			
FDL109054PD	50	100%	7035+7016	

H=1002 mm

CABINET WITH 9 DRAWERS 9X100

ART.	drawers		RAL	
	KG			
FDL109056PD	50	100%	7035+7016	

H=1002 mm

DIVIDING MATERIAL

ART.	Suitable for drawer H mm	components	
FFH40051500	50/300	30 x Transversal divider W=36 mm 10 x Transversal divider W=47 mm 6 x 3-channel divider 12 x 4-channel divider	

ART.	Suitable for drawer H mm	components	
FFH40071100	75	18 x 150x150 mm Divider box	
FFH40101100	100/125		

ART.	Suitable for drawer H mm	components	
FFH40070500	75	4 x Longitudinal slotted divider W=457 mm 2 x Transversal divider W=151 mm 3 x Transversal divider W=202 mm	
FFH40100500	100/125		
FFH40150500	150/175		
FFH40200500	200/250		

More information
IDEAONE 2026.07.1

FLEXA

INTERNAL DIM. W x D | LOAD CAPACITY | EXTRACTION | RAL 7035 + RAL 7016

DRAWER UNITS FOR INDUSTRY

MASTER DE

FULL-EXTENSION DRAWERS

PERFORATED DRAWER BOTTOM

DIVIDING MATERIAL

KEY-OPERATED CLOSURE

DRAWER LOAD CAPACITY 50 - 100 KG

HIGH-PERFORMANCE RUNNERS

QUICK MOVEMENT WITHOUT PROBLEMS
The runners as long as the drawers allow the bearing to be moved to the front of the cabinet, thus increasing the visibility, load-bearing capacity and extension.

PERFORATED DRAWERS

ORGANISATION DOWN TO THE MILLIMETRE
Holes and slots on the drawers make it easier to add internal dividers for optimally arranging tools and materials.

LOCK

The cylinder lock is connected via a square rod to the rear locking unit consisting of a rotating element in plastic material and a locking rod in sheet steel. Turning the key activates the cam system of the locking unit which rotates the rear rod (A).

More information
IDEAONE 2026.07.1

MASTER DE

FLEXIBLE GUIDE CONFIGURED FOR FULL EXTRACTION 50 KG

FLEXIBLE GUIDE CONFIGURED FOR FULL EXTRACTION 75 KG

FLEXIBLE GUIDE CONFIGURED FOR PARTIAL EXTRACTION 100 KG

ACCESSORIES

3-EDGE TOP SHELF COATED WITH PVC

ART.	suitable for cabinet EH	W mm	D mm	H mm	colour	
M33T023AG003107	36x36	715	729	23	Black	
M53T023AG003107	54x36	1021	729	23	Black	

MASTER DE

36x36 EH	54x36 EH
714 mm 726 mm	602x602

CABINET WITH 7 DRAWERS 1X50 2X75 2X100 1X200 1X300

ART.	drawers		RAL	
	KG			
D33A100C01002PD	100-75-50	92-96-100%	7035+7016	

H=1000 mm

PATENTED*

CABINET WITH 8 DRAWERS 1X50 2X75 2X100 2X150 1X200

ART.	drawers		RAL	
	KG			
D33A100C01003PD	100-75-50	92-96-100%	7035+7016	

H=1000 mm

PATENTED*

CABINET WITH 9 DRAWERS 9X100

ART.	drawers		RAL	
	KG			
D33A100C01004PD	100-75-50	92-96-100%	7035+7016	

H=1000 mm

PATENTED*

DIVIDING MATERIAL

ART.	Suitable for drawer H mm	components	
FFH20051300	50	16 x 150x75 mm Divider box 8 x 150x150 mm Divider box	
FFH20071300	75		
FFH20101300	100/125		

ART.	Suitable for drawer H mm	components	
FFH20050600	50	2 x Longitudinal slotted divider W=610 mm 3 x Transversal divider W=202 mm	
FFH20070600	75		
FFH20100600	100/125		
FFH20150600	150/175		
FFH20200600	200/250		
FFH20300600	300		

More information
IDEAONE 2026.07.1

MASTER DE

	36x36 EH	54x36 EH
1020 mm	726 mm	908x602

CABINET WITH 6 DRAWERS 6X150

ART.	drawers		RAL	
	KG			
D53A100C01001PD	100-75-50	92-96-100%	7035+7016	

H=1000 mm

PATENTED*

CABINET WITH 7 DRAWERS 1X50 2X75 2X100 1X200 1X300

ART.	drawers		RAL	
	KG			
D53A100C01002PD	100-75-50	92-96-100%	7035+7016	

H=1000 mm

PATENTED*

CABINET WITH 8 DRAWERS 1X50 2X75 2X100 2X150 1X200

ART.	drawers		RAL	
	KG			
D53A100C01003PD	100-75-50	92-96-100%	7035+7016	

H=1000 mm

PATENTED*

DIVIDING MATERIAL

ART.	Suitable for drawer H mm	components	
FFH50050800	50	12 x 150x75 mm Divider box 18 x 150x150 mm Divider box	
FFH50070800	75		
FFH50100800	100/125		

ART.	Suitable for drawer H mm	components	
FFH50050700	50	4 x Longitudinal slotted divider W=610 mm 2 x Transversal divider W=151 mm 3 x Transversal divider W=202 mm	
FFH50070700	75		
FFH50100700	100/125		
FFH50150700	150/175		
FFH50200700	200/250		
FFH50300700	300		

INTERNAL DIM. W x D | LOAD CAPACITY | EXTRACTION | RAL 7035 + RAL 7016

START | PRO | PRO+

WORKSHOP WORKBENCHES

WORK

PATENTED*

SIMPLE-EXTENSION DRAWERS LOAD CAPACITY 80 KG

SOLID DRAWER BOTTOM

DIVIDING MATERIAL

KEY-OPERATED CLOSURE

HEIGHT-ADJUSTABLE LEGS

LOAD CAPACITY 1000 KG

MULTIPLEX WORKTOP THICKNESS 30 MM

SUPPLIED UNASSEMBLED

1500x750 2000x750

ART.	W mm	D mm	H mm	RAL	
WORK1553	1500	750	887/1212	7035+7016	

More information
IDEAONE 2026.07.1

WORK

1500x750 2000x750

300 kg

height-adjustable

Multiplex worktop thickness 30 mm

supplied unassembled

leg hole pitch 25 mm

synthetic non-marking rubber wheels

ART.	W mm	D mm	H mm	RAL	
WORK1501	1500	750	732/1057	7035+7016	

ART.	W mm	D mm	H mm	RAL	
WORK1503	1500	750	732/1057	7035+7016	

1500x750 2000x750

ART.	W mm	D mm	H mm	RAL	
WORK2056	2000	750	887/1212	7035+7016	

ART.	W mm	D mm	H mm	RAL	
WORK2001	2000	750	732/1057	7035+7016	

ART.	W mm	D mm	H mm	RAL	
WORK2003	2000	750	732/1057	7035+7016	

LOAD CAPACITY FIXED WHEEL SWIVEL WHEEL WITH BRAKE RAL 7035 + RAL 7016

WORK

COMPONENTS

W 1000 - 1500 - 2000 mm

WORKBENCH WITH WOODEN WORKTOP

ART.	W mm	D mm	H mm	worktop		RAL	
				material	mm		
FBG02S1000F0008	1024	750	882	Multiplex	30	7035	
FBG02S1500F0008	1500	750	882	Multiplex	30	7035	
FBG02S2000F0008	2000	750	882	Multiplex	30	7035	

ADJUSTABLE WORKBENCH WITH WOODEN WORKTOP

ART.	W mm	D mm	H mm	worktop		RAL	
				material	mm		
FBG02S1000R00PD	1024	750	732/1057	Multiplex	30	7035+7016	
FBG02S1500R00PD	1500	750	732/1057	Multiplex	30	7035+7016	
FBG02S2000R00PD	2000	750	732/1057	Multiplex	30	7035+7016	

UNASSEMBLED WORKBENCH PACKAGE

KIT WITH WHEELS

Suitable only for Work height-adjustable workbench

ART.	Ø mm	KG	H mm	material		
FKRU1252101	125	300	155	Non-marking synthetic rubber	2	2

SWIVEL WHEEL WITH BRAKE

FIXED WHEEL

PAIR OF REINFORCEMENT CORNER ELEMENTS

ART.	W mm	D mm	H mm	RAL
FBGKITS0008	145	39	145	7035

Use one pair of corner elements for each leg if there is no drawer unit

2-SIDED RUBBERISED STEEL COVER FOR MULTIPLEX WORKTOP

ART.	W mm	D mm	H mm
FBL22300007	1024	750	22
MBC15752G020V07	1500	750	22
MBC20752G020V07	2000	750	22

WORK

COMPONENTS
TECHNICAL DIAGRAM



CABINETS WITH DRAWERS

W ⇔ 500 mm

CABINET WITH 1 DRAWER

ART.	W mm	D mm	H mm	drawers				RAL	
				no.	H mm	KG			
FBG03S50C0001PD	500	630	210	1	150	80	86%	7035+7016	

CABINET WITH 3 DRAWERS

ART.	W mm	D mm	H mm	drawers				RAL	
				no.	H mm	KG			
FBG03S50C0002PD	500	630	570	3	150	80	86%	7035+7016	

CABINET WITH 4 DRAWERS

ART.	W mm	D mm	H mm	drawers				RAL	
				no.	H mm	KG			
FBG03S50C0003PD	500	630	570	4	105	80	86%	7035+7016	

CABINET WITH 1 DRAWER AND 1 DOOR

ART.	W mm	D mm	H mm	drawers				door		RAL	
				no.	H mm	KG		no.	entry H mm		
FBG03S50C0004PD	500	630	570	1	150	80	86%	1	310	7035+7016	

⚠ Without bottom panel

CABINET WITH 1 DOOR AND 1 SHELF

ART.	W mm	D mm	H mm	door		RAL	
				no.	entry H mm		
FBG03S50C0005PD	500	612	570	1	491	7035+7016	

⚠ Without bottom panel

BOTTOM PANEL

BOTTOM PANEL FOR CABINETS W= 500 mm

ART.	W mm	D mm	H mm	RAL	
FBG16S50V0V0008	494	572	4	7035	

⚠ To be used on cabinets with door when the half-shelf is present

KG LOAD CAPACITY | EXTRACTION | THICKNESS | RAL 7035 + RAL 7016 | RAL 7035

TOOL HOLDER PANELS

WORK LOOK



WALL-MOUNTED

10X10 SQUARE HOLES

SUITABLE FOR WOOD AND STEEL WORKTOPS

MODULAR

38 MM PITCH

SUPPLIED UNASSEMBLED



PATENTED*

ART.	W mm	D mm	H mm	KG uprights	RAL	
WORKLOOK1001	1015	80	639	50	7035+7016	

PATENTED*

ART.	W mm	D mm	H mm	KG uprights	RAL	
WORKLOOK1003	1015	80	943	50	7035+7016	

More information
IDEAONE 2026.07.1

WORK LOOK

PATENTED*

ART.	W mm	D mm	H mm	KG uprights	RAL	
WORKLOOK1501	1500	80	639	50	7035+7016	

PATENTED*

ART.	W mm	D mm	H mm	KG uprights	RAL	
WORKLOOK1503	1500	80	943	50	7035+7016	



PATENTED*

ART.	W mm	D mm	H mm	KG uprights	RAL	
WORKLOOK2001	2000	80	639	50	7035+7016	



PATENTED*

ART.	W mm	D mm	H mm	KG uprights	RAL	
WORKLOOK2003	2000	80	943	50	7035+7016	

KG LOAD CAPACITY

RAL 7035 + RAL 7016

WORK LOOK

PERFORATED WALL PANELS

KIT WITH PANEL WALL-MOUNTING BRACKETS

ART.	Finish	
FVT02550000	Galvanised	

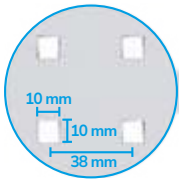

PERFORATED PANEL/SHELF

ART.	W mm	D mm	H mm	RAL	
FBL76160008	953	40	304	7035	
FBL76310008	1438	40	304	7035	
FBL76360008	1938	40	304	7035	

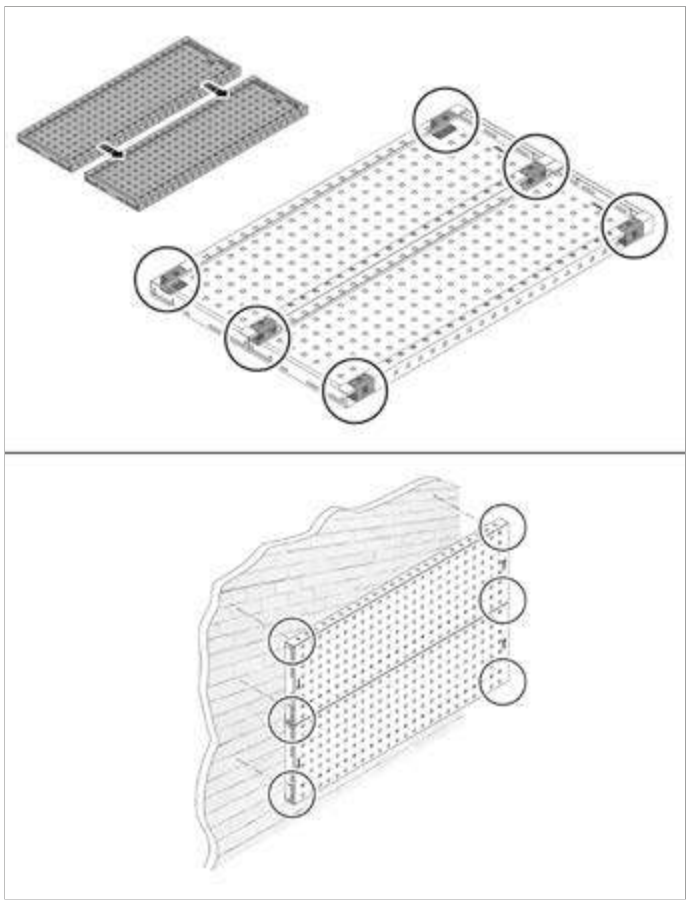

COMPONENTS

WORK TECH VICE

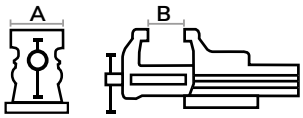

Hose jaws as standard

SCREW KIT FOR FASTENING OF THE VICE TO THE WORKTOP

ART.	
F22VT000050Z000	

PROFESSIONAL VICE WITH SWIVEL BASE, WORK TECH MODEL

ART.	W mm	D mm	H mm	A mm	B mm	RAL	
IRONTEAM003	181	300	166	100	125	7016	

⚠ With hose jaws for pipes with external Ø 16-40 mm

More information
IDEAONE 2026.07.1

UNIVERSAL ACCESSORIES

IRON TEAM

MOUNTING ON WOOD

MOUNTING ON PERFORATED PANEL

WALL-MOUNTED

FASTENING SET FOR WOOD AND PERFORATED PANEL INCLUDED

SMALL REVERSIBLE SHELF

ART.	W mm	D mm	H mm	RAL	
FBLIT017039	303	317	144	7016	

LARGE REVERSIBLE SHELF

ART.	W mm	D mm	H mm	RAL	
FBLIT016039	455	317	144	7016	

ROLL HOLDER KIT WITH ROLL Ø=240 MM

ART.	W mm	D mm	H mm	RAL	
FBLIT004039	297	275	270	7016	

More information
IDEAONE 2026.07.1

RAL 7016 RAL 7035 GALVANISED

6-SPACE SPRAY-CAN HOLDER

ART.	W mm	D mm	H mm	RAL	
FBLIT010039	455	75	167	7016	

ANGLED 2-SPACE SPRAY-CAN HOLDER

ART.	W mm	D mm	H mm	Hole Ø mm	RAL	
FBLIT007039	188	111	172	70	7016	

MOUNT FOR CABLES

ART.	W mm	D mm	H mm	RAL	
FBLIT019039	220	95	101	7016	

ANGLED 2-SPACE SILICONE HOLDER

ART.	W mm	D mm	H mm	Hole Ø mm	RAL	
FBLIT008039	150	71	96	61	7016	

BIN WITH 30 L CAPACITY

ART.	W mm	D mm	H mm	L	RAL	
FBLIT025039	387	277	394	30	7016	

MAGNET COMPLETE WITH CLIP AND SCREW – 10-PIECE PACK

ART.	pcs per pack	Ø mm	Finish	
FBL95410000	10	20	Galvanised	



KIT WITH 10 CONTAINERS

ART.	
FBLIT028000	

PATENTED*

KIT OF 4 PICKING BOX AIR BINS SIZE 1

ART.	overall dimensions			colour	
	W mm	D mm	H mm		
FBLIT0600LQ	108	173	76		

BAR MOUNT FOR PICKING BOX BINS SIZE 1/2

ART.	W mm	D mm	H mm	Finish	
FBLIT020099	445	14	89	Galvanised	

Example of application of the 4 container kit size 1 on coupling bar

PATENTED*

KIT OF 3 PICKING BOX AIR BINS SIZE 2

ART.	overall dimensions			colour	
	W mm	D mm	H mm		
FBLIT0610LQ	160	234	127		

Example of application of the 3 container kit size 2 on coupling bar

REVERSIBLE TRAY SHELF

ART.	W mm	D mm	H mm	RAL	
FBLIT015039	455	160	40	7016	

DRILL-BIT HOLDER

ART.	W mm	D mm	H mm	Finish	
FBLIT0260ZZ	155	84	39	Stainless steel	

CAPACITY RAL 7016 GALVANISED SATIN STAINLESS STEEL

PATENTED*

SUPPORT FOR RESIDUAL CURRENT DEVICE

ART.	W mm	D mm	H mm	RAL	
FBLET003039	159	32	92	7016	

DIFFERENTIAL MAGNETIC-THERMAL CIRCUIT BREAKER
2P+E 16A, 30mA TYPE A

ART.	W mm	D mm	H mm	colour	
FBLET012007	159	59	90	Black	

PATENTED*

SUPPORT FOR 2-SOCKET POWER STRIP

ART.	W mm	D mm	H mm	RAL	
FBLET001039	148	32	92	7016	

PATENTED*

SUPPORT FOR 4-SOCKET POWER STRIP

ART.	W mm	D mm	H mm	RAL	
FBLET002039	249	32	92	7016	

2-SOCKET POWER STRIP

ART.	W mm	D mm	H mm	type of socket	colour	
FBLET004007	148	59	46	Schuko	Black	
FBLET006007	148	59	46	Swiss	Black	
FBLET008007	148	59	46	British	Black	
FBLET010007	148	59	46	French	Black	

4-SOCKET POWER STRIP

ART.	W mm	D mm	H mm	type of socket	colour	
FBLET005007	248	59	46	Schuko	Black	
FBLET007007	248	59	46	Swiss	Black	
FBLET009007	248	59	46	British	Black	
FBLET011007	248	59	46	French	Black	

WIELAND CONNECTION CABLE

ART.	W mm	D mm	H mm	Plug type	colour	
FBLET016007	3000	50	50	Schuko/French	Black	
FBLET017007	3000	50	50	British	Black	
FBLET018007	3000	50	50	Swiss	Black	



SCHUKO PLUG WITH SWITCH

ART.	W mm	D mm	H mm	type of socket	colour	
FBLET024007	175	60	45	Schuko	Black	

RAL 7016

TOOL ORGANIZER

THE BLOCK

PATENTED*

HOOK WITH TIP

ART.	W mm	D mm	H mm	multiple order qty	
FBLIT030000	36	78	42	10	
FBLIT031000	36	128	42	10	
FBLIT032000	36	178	42	10	





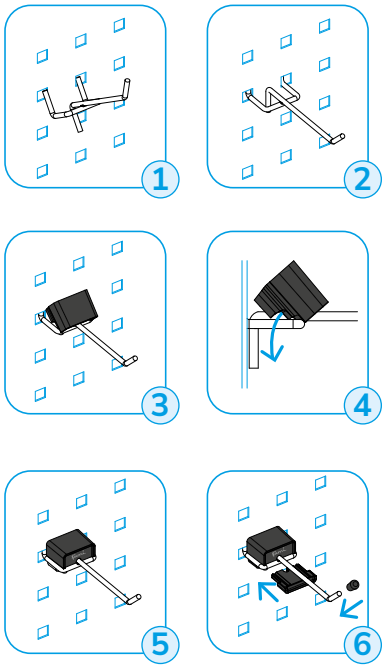

The safely lock stops the hook in a horizontal position and prevents it from moving during tool recovery/storage operations.



More information
IDEAONE 2026.07.1

TOOL ORGANIZER

UNIPOK

PATENTED*

UNIPOK TOOL HOOK - 30-PIECE PACK
Up to 30 tools can be mounted with 1 pack

ART.	pcs per pack	colour	
FBLIT009007	30	Black	

x30 x30 x30 x15

Mounting on wood

Mounting on perforated panel

WITH 4 POSITIONS FOR ENDLESS COMBINATIONS!

More information
IDEAONE 2026.07.1

HAZARDOUS SUBSTANCE STORAGE SYSTEMS

ECOLOGY

The collection trays prevent accidental spills of hazardous substances in accordance with (Italian) Legislative Decrees no. 152/2006 and no. 81/2008. Warning! Remember not to store in the same tray chemical substances that can react with one another when they come into contact and to check the compatibility of the hazardous substances stored with the material used to manufacture the tray and the grille. The capacity of the containers that can be stacked above each tray and the information provided, which are not exhaustive nor binding, are valid for the Italian territory. For other countries, always comply with the specific provisions in force in the country of use and contact the competent local authorities for further information.

COLLECTION TANKS + PERFOM STEEL SHELVES AND TANKS
Suitable for flammable liquids under **GHS categories 1 - 3** and water-polluting liquids under **GHS categories 1 - 4**.
Corrosive substances are **not allowed**.



PE COLLECTION TANKS
Suitable for water-polluting liquids under **GHS categories 1 - 4**.
Flammable substances are **not allowed**.

More information
IDEAONE 2026.07.1

TIPPABLE BUCKETS

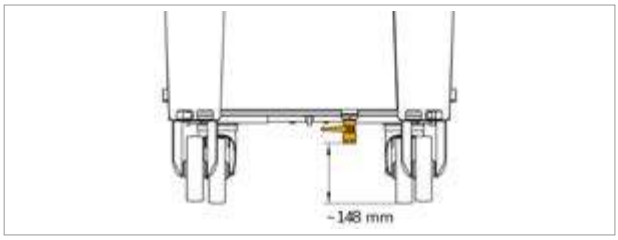

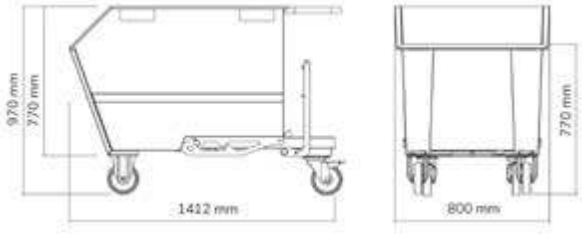

CE

PATENTED*

500 L CAPACITY TILTING SCRAP BUCKET CONFIGURED FOR GRILLE AND TAP

ART.	W mm	D mm	H mm	L	KG	wheels						RAL	
						Ø mm	H mm	material	KG wheel set				
FAXEPR050060039	1412	800	970	500	1000	160	200	Nylon	1050	2	2	7016	

⚠ Bucket supplied disassembled

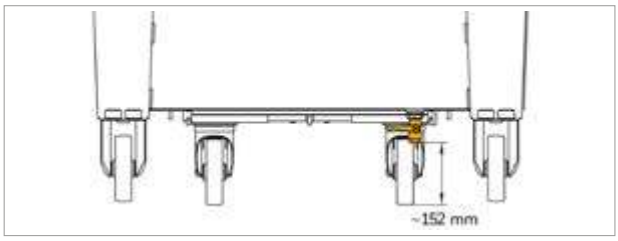

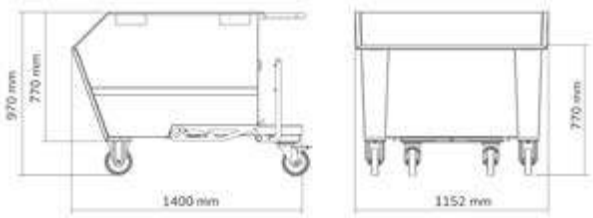

CE

PATENTED*

750 L CAPACITY TILTING SCRAP BUCKET CONFIGURED FOR GRILLE AND TAP

ART.	W mm	D mm	H mm	L	KG	wheels						RAL	
						Ø mm	H mm	material	KG wheel set				
FAXEPR075060039	1400	1152	970	750	1350	160	200	Nylon	1050	2	2	7016	

⚠ Bucket supplied disassembled

KG LOAD CAPACITY | L CAPACITY | FIXED WHEEL | SWIVEL WHEEL WITH BRAKE | RAL 7016

HYDRAULIC CYLINDER FOR BRAKED BUCKET TIPPING

HYDRAULIC CYLINDER FOR BUCKET

ART.	W mm	D mm	H mm	
FAXEAC004000007	401/671	42	42	

FRONT TAP FOR DISCHARGING RESIDUAL LIQUIDS

KIT WITH TAP + GRILLE

ART.	W mm	D mm	H mm	suitable for	
FAXEAC003000099	685	388	25	FAXEPR0500600	
FAXEAC002000099	1028	388	25	FAXEPR0750600	

COLLECTION TRAYS

200 L CAPACITY CONICAL COLLECTION TANK

ART.	W mm	D mm	H mm	L	RAL	
ECO1314	1310	800	351	200	7016	

PATENTED* CE

see page 34

200 L CAPACITY COLLECTION TANK

ART.	W mm	D mm	H mm	L	RAL	
ECO1315	1300	805	400	200	7016	

PATENTED* CE

see page 34

COLLECTION TRAYS

300 L CAPACITY COLLECTION TANK

ART.	W mm	D mm	H mm	L	RAL	
ECO1316	1300	1205	400	300	7016	

see page 34

Drums not included

200 L CAPACITY COLLECTION TANK WITH WHEELS

ART.	W mm	D mm	H mm	L	RAL	
ECO1320	1491	800	1018	200	7016	

see page 34

Tank excluded

1000 L CAPACITY COLLECTION TANK

ART.	W mm	D mm	H mm	L	RAL	
ECO1317	1600	1300	640	1000	7016	

see page 34

CAPACITY

RAL 7016

SAFETY CABINETS

ART.	W mm	D mm	H mm	KG	RAL	
PERFOM12013	1048	600	1027	800	1004	

PATENTED*

see page 34

ART.	W mm	D mm	H mm	KG	RAL	
PERFOM12017	1023	555	1000	800	1004	

see page 34

ART.	W mm	D mm	H mm	KG	RAL	
PERFOM12025	1048	600	1027	800	6011	

PATENTED*

see page 34

SAFETY CABINETS

ART.	W mm	D mm	H mm	KG	RAL	
PERFOM14025	1048	600	2027	1200	1004	

PATENTED*

see page 34

ART.	W mm	D mm	H mm	KG	RAL	
PERFOM14029	1023	555	2000	1200	1004	

see page 34

ART.	W mm	D mm	H mm	KG	RAL	
PERFOM14056	1048	600	2027	1200	6011	

PATENTED*

see page 34

LOAD CAPACITY | RAL 1004 | RAL 6011

WORKSHOP TROLLEYS

CLEVER

EASY TO ASSEMBLE

SHELF LOAD-BEARING CAPACITY 100 KG

CONFIGURABLE

10X10 SQUARE HOLES

MODULAR

SMALL LARGE

ART.	W mm	D mm	H mm	KG without wheels	KG wheel set	RAL	
CLEVER1009	1028	615	868	300	300	7035	

More information
IDEAONE 2026.07.1

CLEVER

SMALL LARGE

ART.	W mm	D mm	H mm	KG without wheels	KG wheel set	RAL	
CLEVER1003	1028	615	819	300	225	7035	

ART.	W mm	D mm	H mm	KG without wheels	KG wheel set	RAL	
CLEVER1005	1028	615	846	300	300	7035	

SMALL LARGE

ART.	W mm	D mm	H mm	KG without wheels	KG wheel set	RAL	
CLEVER0905	908	515	819	300	225	7035	

ART.	W mm	D mm	H mm	KG without wheels	KG wheel set	RAL	
CLEVER0903	908	515	819	300	225	7035	

KG LOAD CAPACITY

RAL 7035

MULTIPURPOSE MODULAR TROLLEYS

BIN CART

EASY TO ASSEMBLE

TROLLEY LOAD CAPACITY 300 KG

PERFORATED UPRIGHT PITCH 38 MM

MODULAR

PATENTED*

TROLLEY WITH 132 PICKING BOX AIR

ART.	W mm	D mm	H mm	KG	bins colour	RAL	
BINCART1068	1067	668	1384	300		7016	

More information
IDEAONE 2026.07.1

BIN CART

PATENTED*

TROLLEY WITH 192 PICKING BOX AIR

ART.	W mm	D mm	H mm	KG	bins colour	RAL	
BINCART1050	1067	668	1384	300		7016	

PATENTED*

TROLLEY WITH 120 PICKING BOX AIR

ART.	W mm	D mm	H mm	KG	bins colour	RAL	
BINCART1056	1067	668	1384	300		7016	

PATENTED*

TROLLEY WITH 100 PICKING BOX AIR

ART.	W mm	D mm	H mm	KG	bins colour	RAL	
BINCART1062	1067	668	1384	300		7016	

KG LOAD CAPACITY

RAL 7016

BIN CART

PATENTED*

TROLLEY WITH 48 PICKING BOX AIR

ART.	W mm	D mm	H mm	KG	bins colour	RAL	
BINCART1074	1067	668	1384	300		7016	

Equipment not included

PATENTED*

ART.	W mm	D mm	H mm	KG	RAL	
BINCART1011	1067	668	1384	300	7016	

PATENTED*

Containers excluded

ART.	W mm	D mm	H mm	KG	RAL	
BINCART1004	1067	668	1384	300	7016	

WAREHOUSE TROLLEYS WITH SHELVES

COMBI

WHEELED TROLLEY WITH STEEL BASE

ART.	W mm	D mm	H mm	KG without wheels	wheels						RAL	
					Ø mm	material	KG wheel set					
FCEP1052004	1095	700	1000	500	200	Standard rubber	615	1	1	2	5012	

WHEELED TROLLEY WITH STEEL BASE

ART.	W mm	D mm	H mm	KG without wheels	wheels						RAL	
					Ø mm	material	KG wheel set					
FCEB1050308	1135	700	915	500	125	Standard rubber	300	1	1	2	7035	
FCEB1050304	1135	700	915	500	125	Standard rubber	300	1	1	2	5012	

WHEELED TROLLEY WITH STEEL BASE

ART.	W mm	D mm	H mm	KG	wheels		RAL	
					Ø mm			
FCR00210008	555	445	845	150	100	4	7035	
FCR00210004	555	445	845	150	100	4	5012	

More information
IDEAONE 2026.07.1

LOAD CAPACITY | FIXED WHEEL | SWIVEL WHEEL | SWIVEL WHEEL WITH BRAKE | RAL 7016 | RAL 5012 | RAL 7035

OPEN FRONT BINS

PICKING BOX MYTHOS

PICKING BOX MYTHOS
The bins are characterised by:

1. Double-walled, bevelled front corners
2. Holes for lid attachment
3. Configured for longitudinal divider (sizes 1, 2 excluded)
4. Holes for lid closure clips
5. Ribbed bottom
6. Rear hook for fastening on bars (size 1, 2, 3A2, 3)
   Rear handle for transport (size 4A2, 4, 4A5, 5)
7. Label holder
8. Structural ribbing with marking area
9. Smooth back for label application

Available in 5 colours:

EDGES AND RIBBED BOTTOM

The reinforced edges and ribbed bottom prevent deformation and strengthen the structure of the Picking Box Mythos for heavy loads.

HANDLES

The front and rear handles are ergonomic to facilitate gripping and moving the Picking Box within the work area.

HOPPER-TYPE FRONT OPENING

STACKABLE

CUSTOM BRANDING

WIDE RANGE OF ACCESSORIES

More information
IDEAONE 2026.07.1

1

BIN WITH RIBBED BOTTOM - OVERALL DIM. (mm): W=104 D=164 H=75

ART.	multiple order qty	size	useful dimensions			L	colour
			W mm	D mm	H mm		
FPK0001R05132	48	1	85	123	67	0,9	
FPK0001R051LQ	48	1	85	123	67	0,9	

2

BIN WITH RIBBED BOTTOM - OVERALL DIM. (mm): W=151 D=234 H=125

ART.	multiple order qty	size	useful dimensions			L	colour
			W mm	D mm	H mm		
FPK0002R05132	18	2	130	180	117	3,2	
FPK0002R051LQ	18	2	130	180	117	3,2	

3A2

BIN WITH RIBBED BOTTOM - OVERALL DIM. (mm): W=211 D=354 H=145

ART.	multiple order qty	size	useful dimensions			L	colour
			W mm	D mm	H mm		
FPK03A2R05132	24	3A2	185	290	135	8,4	
FPK03A2R051LQ	24	3A2	185	290	135	8,4	

3

BIN WITH RIBBED BOTTOM - OVERALL DIM. (mm): W=212 D=354 H=200

ART.	multiple order qty	size	useful dimensions			L	colour
			W mm	D mm	H mm		
FPK0003R05132	18	3	184	279	190	11,6	
FPK0003R051LQ	18	3	184	279	190	11,6	

4A2

BIN WITH RIBBED BOTTOM - OVERALL DIM. (mm): W=314 D=500 H=145

ART.	multiple order qty	size	useful dimensions			L	colour
			W mm	D mm	H mm		
FPK04A2R05132	9	4A2	282	420	132	18,3	
FPK04A2R051LQ	9	4A2	282	420	132	18,3	

L
CAPACITY

BIN WITH RIBBED BOTTOM - OVERALL DIM. (mm): W=315 D=500 H=200

ART.	multiple order qty	size	useful dimensions			L	colour
			W mm	D mm	H mm		
FPK0004R05132	8	4	283	412	188	25,3	
FPK0004R051LQ	8	4	283	412	188	25,3	

BIN WITH RIBBED BOTTOM - OVERALL DIM. (mm): W=315 D=500 H=300

ART.	multiple order qty	size	useful dimensions			L	colour
			W mm	D mm	H mm		
FPK04A5R05132	28	4A5	282	392	288	38	
FPK04A5R051LQ	28	4A5	282	392	288	38	

BIN WITH RIBBED BOTTOM - OVERALL DIM. (mm): W=474 D=724 H=300

ART.	multiple order qty	size	useful dimensions			L	colour
			W mm	D mm	H mm		
FPK0005R05132	14	5	432	596	284	83,8	
FPK0005R051LQ	14	5	432	596	284	83,8	

ACCESSORIES

LONGITUDINAL DIVIDER FOR PICKING BOX MYTHOS BIN

ART.	multiple order qty	suitable for	size
FPKD3A2L05107	12	FPK03A2R051	3A2
FPKD003L05107	9	FPK0003R051	3
FPKD4A2L05107	9	FPK04A2R051	4A2
FPKD004L05107	8	FPK0004R051	4
FPKD4A5L05107	14	FPK04A5R051	4A5
FPKD005L05107	7	FPK0005R051	5

The longitudinal divider is installed by inserting it into the grooves inside the bin.

ACCESSORIES

FRONT PANEL FOR PICKING BOX MYTHOS BIN

ART.	multiple order qty	suitable for	size	
FPKF001000096	12	FPK0001R051	1	
FPKF002000096	9	FPK0002R051	2	
FPKF3A2000096	12	FPK03A2R051	3A2	
FPKF003000096	9	FPK0003R051	3	
FPKF4A2000096	9	FPK04A2R051	4A2	
FPKF004000096	8	FPK0004R051	4	
FPKF4A5000096	14	FPK04A5R051	4A5	
FPKF005000096	7	FPK0005R051	5	

The front panel features an anti-release mechanism that prevents the component from detaching from the housing when opened.

DUST COVER FOR PICKING BOX MYTHOS BIN

ART.	multiple order qty	suitable for	size	
FPKC001000096	12	FPK0001R051	1	
FPKC002000096	9	FPK0002R051	2	
FPKC003000096	6	FPK0003R051 FPK03A2R051	3/3A2	
FPKC004000096	8	FPK0004R051 FPK04A2R051 FPK04A5R051	4/4A2/4A5	
FPKC005000096	7	FPK0005R051	5	

The bin dust cover can be installed in combination with the front panel.

Lid complete with hinges

CAPACITY

SPACE-SAVING BINS FOR RACKS

RK BOX AIR

RK BOX AIR

Rack bins are characterised by:

1. Reinforced edges
2. Handle
3. Stacking inserts
4. Conical shape to facilitate nesting the bins one inside the other
5. Structural reinforcement for installing transversal dividers
6. Lid hook
7. Set up for front panel

FRONT PANEL

The transparent front panel closes the front opening of the RK Box Air without blocking the view of the contents. The particular design adapts perfectly to the shape of the bin, inserting with a click. It can be used in combination with the lid to completely close the container.

DIVIDER

The transversal divider splits the internal space of the RK Box Air into several compartments for storing components of a different nature. It is transparent to allow viewing all the material and fits perfectly into the side reinforcements without taking up space.

REMOVABLE STACKABLE NESTABLE MODULAR

More information
IDEAONE 2026.07.1

SHELVING WITH SHELVES FOR RK BOX AIR

11-SHELF RACK AND 68 RK BOX AIR BINS

ART.	W mm	D mm	H mm	Finish	
ST1069	1057	521	2011	Galvanised	

11-SHELF RACK AND 60 RK BOX AIR BINS

ART.	W mm	D mm	H mm	Finish	
ST1070	1057	521	2011	Galvanised	

GALVANISED

CABINET WITH HINGED DOORS FOR RK BOX AIR

CABINET WITH HINGED DOORS WITH 60 RK BOX AIR BINS

ART.	W mm	D mm	H mm	KG	RAL	
PERFOM14062	1023	555	2000	1200	7035+7016	

All the standard-supply shelving for RK Box Air has an anti-tip stop. Dividers and front panels can be added for better organisation and protection of the stored material.

More information
IDEAONE 2026.07.1

D= 400 mm

RACK WITH 12 RK BOX AIR BINS

ART.	W mm	D mm	H mm	bins			RAL	
				KG	L	colour		
RKBOX4070	500	400	545	6 - 10	3,4 - 5,8		7000	

SINGLE-BLOCK SHELVING SUPPLIED ASSEMBLED WITH CONTAINERS

RACK WITH 12 RK BOX AIR BINS WITH DIVIDERS AND FRONT PANELS

ART.	W mm	D mm	H mm	bins			RAL	
				KG	L	colour		
RKBOX4071	500	400	545	6 - 10	3,4 - 5,8		7000	

SINGLE-BLOCK SHELVING SUPPLIED ASSEMBLED WITH CONTAINERS

D= 500 mm

RACK WITH 12 RK BOX AIR BINS

ART.	W mm	D mm	H mm	bins			RAL	
				KG	L	colour		
RKBOX5070	500	500	545	7 - 13	4,3 - 7,4		7000	

SINGLE-BLOCK SHELVING SUPPLIED ASSEMBLED WITH CONTAINERS

RACK WITH 12 RK BOX AIR BINS WITH DIVIDERS AND FRONT PANELS

ART.	W mm	D mm	H mm	bins			RAL	
				KG	L	colour		
RKBOX5071	500	500	545	7 - 13	4,3 - 7,4		7000	

SINGLE-BLOCK SHELVING SUPPLIED ASSEMBLED WITH CONTAINERS

LOAD CAPACITY | CAPACITY | RAL 7035 + RAL 7016 | RAL 7000

EURO CONTAINERS

EURO BOX CLASSIC

EURO BOX

The boxes are characterised by:

1. Reinforced walls
2. Provision for lid
3. Handles (open, closed or shell)
4. Smooth or reinforced base

REINFORCED EDGES

The reinforced edges strengthen the entire frame, making it resistant to heavy loads in the event of stacking. The latter can occur even if the hinged lid is present.

HANDLES

In addition to traditional closed or open handles, Euro Box is also available with a shell handle.

BASE

The Euro Box containers are available with a smooth base or reinforced base for a higher load capacity.

DIVISION AND PROTECTION

400x300 divider boxes

600x400 divider boxes

Comb dividers

Label holder

Closure

MEASUREMENTS COMPATIBLE WITH EUROPALLETS

STACKABLE

POLYPROPYLENE OR ESD POLYPROPYLENE

WIDE RANGE OF ACCESSORIES

More information
IDEAONE 2026.07.1

CLASSIC

400x300 mm

HINGED LID

ART.	W mm	D mm	H mm	colour	
FAXEB43C0005137	400	300	22		

BIN WITH SMOOTH BASE - OVERALL DIM. (mm): W=400 D=300 H=120

ART.	size	useful dimensions			L	colour	
		W mm	D mm	H mm			
FAXEB4312L15137	4312	360	258	118	11		

BIN WITH SMOOTH BASE - OVERALL DIM. (mm): W=400 D=300 H=170

ART.	size	useful dimensions			L	colour	
		W mm	D mm	H mm			
FAXEB4317L05137	4317	358	258	168	15,5		

BIN WITH SMOOTH BASE - OVERALL DIM. (mm): W=400 D=300 H=220

ART.	size	useful dimensions			L	colour	
		W mm	D mm	H mm			
FAXEB4322L05137	4322	358	258	217	19,9		

BIN WITH SMOOTH BASE - OVERALL DIM. (mm): W=400 D=300 H=220

ART.	size	useful dimensions			L	colour	
		W mm	D mm	H mm			
FAXEB4322L25137	4322	358	258	217	19,9		

BOX WITH REINFORCED BASE - OVERALL DIM. (mm): W=400 D=300 H=220

ART.	size	useful dimensions			L	colour	
		W mm	D mm	H mm			
FAXEB4322R25137	4322	358	258	205	18,9		

CLASSIC

400x300 mm

BIN WITH SMOOTH BASE - OVERALL DIM. (mm): W=400 D=300 H=270

ART.	size	useful dimensions			L	colour
		W mm	D mm	H mm		
FAXEB4327L05137	4327	358	256	267	24,3	

BIN WITH SMOOTH BASE - OVERALL DIM. (mm): W=400 D=300 H=270

ART.	size	useful dimensions			L	colour
		W mm	D mm	H mm		
FAXEB4327L25137	4327	358	256	267	24,3	

BIN WITH SMOOTH BASE - OVERALL DIM. (mm): W=400 D=300 H=320

ART.	size	useful dimensions			L	colour
		W mm	D mm	H mm		
FAXEB4332L05137	4332	358	256	316	29	

BIN WITH SMOOTH BASE - OVERALL DIM. (mm): W=400 D=300 H=320

ART.	size	useful dimensions			L	colour
		W mm	D mm	H mm		
FAXEB4332L25137	4332	358	256	316	29	

BOX WITH REINFORCED BASE - OVERALL DIM. (mm): W=400 D=300 H=320

ART.	size	useful dimensions			L	colour
		W mm	D mm	H mm		
FAXEB4332R25137	4332	358	256	305	28	

CLASSIC

600x400 mm

HINGED LID

ART.	W mm	D mm	H mm	colour	
FAXEB64C0005137	600	400	22		

BIN WITH SMOOTH BASE - OVERALL DIM. (mm): W=600 D=400 H=120

ART.	size	useful dimensions			L	colour	
		W mm	D mm	H mm			
FAXEB6412L15137	6412	555	358	115	22,8		

BIN WITH SMOOTH BASE - OVERALL DIM. (mm): W=600 D=400 H=150

ART.	size	useful dimensions			L	colour	
		W mm	D mm	H mm			
FAXEB6415L05137	6415	553	353	145	28,3		

BIN WITH SMOOTH BASE - OVERALL DIM. (mm): W=600 D=400 H=150

ART.	size	useful dimensions			L	colour	
		W mm	D mm	H mm			
FAXEB6415L25137	6415	553	353	145	28,3		

BIN WITH SMOOTH BASE - OVERALL DIM. (mm): W=600 D=400 H=170

ART.	size	useful dimensions			L	colour	
		W mm	D mm	H mm			
FAXEB6417L05137	6417	555	355	165	32,5		

BIN WITH SMOOTH BASE - OVERALL DIM. (mm): W=600 D=400 H=170

ART.	size	useful dimensions			L	colour	
		W mm	D mm	H mm			
FAXEB6417L25137	6417	555	355	165	32,5		

CLASSIC

600x400 mm

BIN WITH SMOOTH BASE - OVERALL DIM. (mm): W=600 D=400 H=220

ART.	size	useful dimensions			L	colour
		W mm	D mm	H mm		
FAXEB6422L05137	6422	555	358	217	43,1	

BIN WITH SMOOTH BASE - OVERALL DIM. (mm): W=600 D=400 H=220

ART.	size	useful dimensions			L	colour
		W mm	D mm	H mm		
FAXEB6422L25137	6422	555	358	217	43,1	

BIN WITH SMOOTH BASE - OVERALL DIM. (mm): W=600 D=400 H=236

ART.	size	useful dimensions			L	colour
		W mm	D mm	H mm		
FAXEB6424L05137	6424	555	357	231	45,8	

BIN WITH SMOOTH BASE - OVERALL DIM. (mm): W=600 D=400 H=236

ART.	size	useful dimensions			L	colour
		W mm	D mm	H mm		
FAXEB6424L25137	6424	555	357	231	45,8	

BIN WITH SMOOTH BASE - OVERALL DIM. (mm): W=600 D=400 H=280

ART.	size	useful dimensions			L	colour
		W mm	D mm	H mm		
FAXEB6428L05137	6428	553	355	277	54,4	

BIN WITH SMOOTH BASE - OVERALL DIM. (mm): W=600 D=400 H=280

ART.	size	useful dimensions			L	colour
		W mm	D mm	H mm		
FAXEB6428L25137	6428	553	355	277	54,4	

CLASSIC

600x400 mm

BIN WITH SMOOTH BASE - OVERALL DIM. (mm): W=600 D=400 H=320

ART.	size	useful dimensions			L	colour
		W mm	D mm	H mm		
FAXEB6432L05137	6432	551	352	318	60,3	

BIN WITH SMOOTH BASE - OVERALL DIM. (mm): W=600 D=400 H=320

ART.	size	useful dimensions			L	colour
		W mm	D mm	H mm		
FAXEB6432L25137	6432	554	354	317	60,3	

BOX WITH REINFORCED BASE - OVERALL DIM. (mm): W=600 D=400 H=320

ART.	size	useful dimensions			L	colour
		W mm	D mm	H mm		
FAXEB6432R25137	6432	552	352	306	58,5	

BIN WITH SMOOTH BASE - OVERALL DIM. (mm): W=600 D=400 H=423

ART.	size	useful dimensions			L	colour
		W mm	D mm	H mm		
FAXEB6442L05137	6442	555	355	420	82,8	

BIN WITH SMOOTH BASE - OVERALL DIM. (mm): W=600 D=400 H=423

ART.	size	useful dimensions			L	colour
		W mm	D mm	H mm		
FAXEB6442L25137	6442	555	355	420	82,8	

BOX WITH REINFORCED BASE - OVERALL DIM. (mm): W=600 D=400 H=418

ART.	size	useful dimensions			L	colour
		W mm	D mm	H mm		
FAXEB6442R25137	6442	555	355	400	78,8	

SMOOTH BASE

REINFORCED BASE

CLOSED WALLS

CLOSED HANDLES

OPEN HANDLES

L
CAPACITY

SMALLWARE DRAWERS

VISUAL BOX CLASSIC

VISUAL BOX

The drawer units for small parts with tilting opening are characterised by:

1. Transparent drawer
2. Tilting opening
3. Label holder with labels
4. Stacking hook

HIGH VISIBILITY

The transparent styrene copolymer drawers are unbreakable and make it easy to see and identify the contents of each Visual Box.

HANDLE WITH LABELS

All drawers have a label holder at the top to catalogue the contents. On the front there is a handle for an ergonomic opening of the drawer.

TRANSPARENT DRAWERS WITH TILTING OPENING

STACKABLE

STANDARD LABELS

MODULAR

BIN CART

W 700 mm

PATENTED*

TROLLEY WITH VISUAL BOX

ART.	W mm	D mm	H mm	KG	drawer units colour	RAL	
BINCART0701	761	668	1384	300		7016	

More information
IDEAONE 2026.07.1

CLASSIC

VISUAL BOX CABINET WITH 9 DRAWERS

OVERALL DIM. (mm): W=600 D=68 H=78

ART.	multiple order qty	drawers				colour	
		no.	W mm	D mm	H mm		
FAXVBCH00900001	1	9	56	43	47		

VISUAL BOX CABINET WITH 6 DRAWERS

OVERALL DIM. (mm): W=600 D=96 H=112

ART.	multiple order qty	drawers				colour	
		no.	W mm	D mm	H mm		
FAXVBCH00600001	1	6	88	65	70		

VISUAL BOX CABINET WITH 5 DRAWERS

OVERALL DIM. (mm): W=600 D=140 H=168

ART.	multiple order qty	drawers				colour	
		no.	W mm	D mm	H mm		
FAXVBCH00500001	1	5	108	98	107		

VISUAL BOX CABINET WITH 4 DRAWERS

OVERALL DIM. (mm): W=600 D=178 H=206

ART.	multiple order qty	drawers				colour	
		no.	W mm	D mm	H mm		
FAXVBCH00400001	1	4	138	127	134		

VISUAL BOX CABINET WITH 3 DRAWERS

OVERALL DIM. (mm): W=600 D=210 H=242

ART.	multiple order qty	drawers				colour	
		no.	W mm	D mm	H mm		
FAXVBCH00300001	1	3	180	145	161		

COMPONENTS

PATENTED*

WALL FRAME FOR VISUAL BOX CABINETS

ART.	W mm	D mm	H mm	material	
FVB100TEL0000	602	22	1000	Aluminium	
FVB150TEL0000	602	22	1500	Aluminium	
FVB200TEL0000	602	22	2000	Aluminium	

BASE FOR RACK VISUAL BOX

ART.	W mm	D mm	H mm	RAL	
FVB100BAS0001	604	322	100	7000	

RAL 7000 | RAL 7016 | ALUMINIUM

INDUSTRIAL STORAGE BOXES

PLASTIC BOXES

Plastic boxes contribute to improving storage operations, making storage and transport processes increasingly efficient and safe. In fact, these solutions ensure a high containment volume and, depending on the model, can be used for sotring semi-finished products and dangerous goods under ADR regulations. Made of **high density polyethylene (PE-HD)**, they have a high resistance to impacts, temperature changes and ultraviolet rays and can be moved with pallet trucks and forklifts. The boxes are **stackable** and can be accessorised with wheels, crosspieces and lids.

MOVABLE WITH FORKLIFT

STACKABLE

HIGH DENSITY POLYETHYLENE HDPE

CAN BE ACCESSORISED

More information
IDEAONE 2026.07.1

PLASTIC BOXES

1040x640 mm

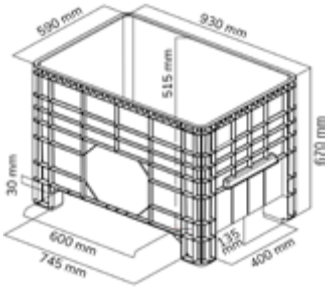

STACKABLE CONTAINER

ART.	W mm	D mm	H mm	KG	
FAX1425B0000001	1040	640	670	200	

⚠ Max. no. of stackable pieces: 9 (max. static load capacity 1800 kg)

CONTAINER WITH WHEELS

ART.	W mm	D mm	H mm	KG	
CONT1001	1040	640	780	200	

KIT OF 4 STANDARD RUBBER WHEELS Ø 100 MM

LID FOR CONTAINER

ART.	W mm	D mm	H mm	
FAX1CO1425BF001	1040	640	50	

1200x800 mm

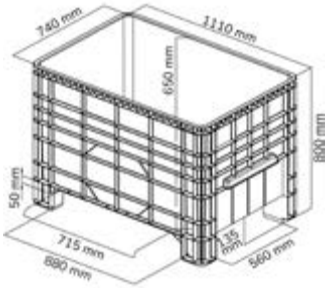

STACKABLE CONTAINER

ART.	W mm	D mm	H mm	KG	
FAX1425A0000001	1200	800	800	300	

⚠ Max. no. of stackable pieces: 6 (max. static load capacity 2000 kg)

CONTAINER WITH WHEELS

ART.	W mm	D mm	H mm	KG	
CONT1201	1200	800	940	200	

KIT OF 4 STANDARD RUBBER WHEELS Ø 125 MM

CONTAINER WITH CROSSPIECES

ART.	W mm	D mm	H mm	KG	
CONT1202	1200	800	800	200	

LID FOR CONTAINER

ART.	W mm	D mm	H mm	
FAX1CO142500001	1180	815	60	

KG
LOAD CAPACITY

METAL BOXES AND CONTAINERS

STEEL

BOXES AND CONTAINERS

272-3A2

272-3

272-4

272-4A5

272-5

ART.	multiple order qty	size	overall dimensions			useful dimensions			L	RAL	
			W mm	D mm	H mm	W mm	D mm	H mm			
FLA33200A01	10	272-3A2	325	210	145	300	200	130	8,7	7000	
FLA41200A01	8	272-3	325	210	200	300	200	185	12	7000	
FLA65200A01	6	272-4	480	315	200	450	300	185	27	7000	
FLA73200A01	4	272-4A5	480	315	300	450	300	280	40,5	7000	
FLA89200A01	6	272-5	660	480	300	630	450	280	85	7000	

More information
IDEAONE 2026.07.1

STEEL

BOXES AND CONTAINERS

1

2

3A2

4A2

ART.	multiple order qty	size	overall dimensions			useful dimensions			L	RAL	
			W mm	D mm	H mm	W mm	D mm	H mm			
FLS17000A01	20	1	105	165	75	95	140	65	1	7000	
FLS25000A01	20	2	150	235	125	140	195	115	3,8	7000	
FLS33000A01	10	3A2	210	350	145	195	300	135	9,4	7000	
FLS57000A01	8	4A2	310	500	145	300	450	135	20	7000	

3

3P4

4

4A5

ART.	multiple order qty	size	overall dimensions			useful dimensions			L	RAL	
			W mm	D mm	H mm	W mm	D mm	H mm			
FLS41000A01	8	3	210	350	200	200	300	185	12,5	7000	
FLS49000A01	9	3P4	210	550	200	200	450	185	18	7000	
FLS65000A01	6	4	310	510	200	300	450	185	28	7000	
FLS73000A01	4	4A5	310	525	315	300	450	280	42	7000	

5P4

5

ART.	multiple order qty	size	overall dimensions			useful dimensions			L	RAL	
			W mm	D mm	H mm	W mm	D mm	H mm			
FLS81000A01	6	5P4	480	540	300	450	450	280	63	7000	
FLS89000A01	6	5	480	725	295	450	630	280	88	7000	

L CAPACITY

RAL 7000

METAL SHELVING

ST

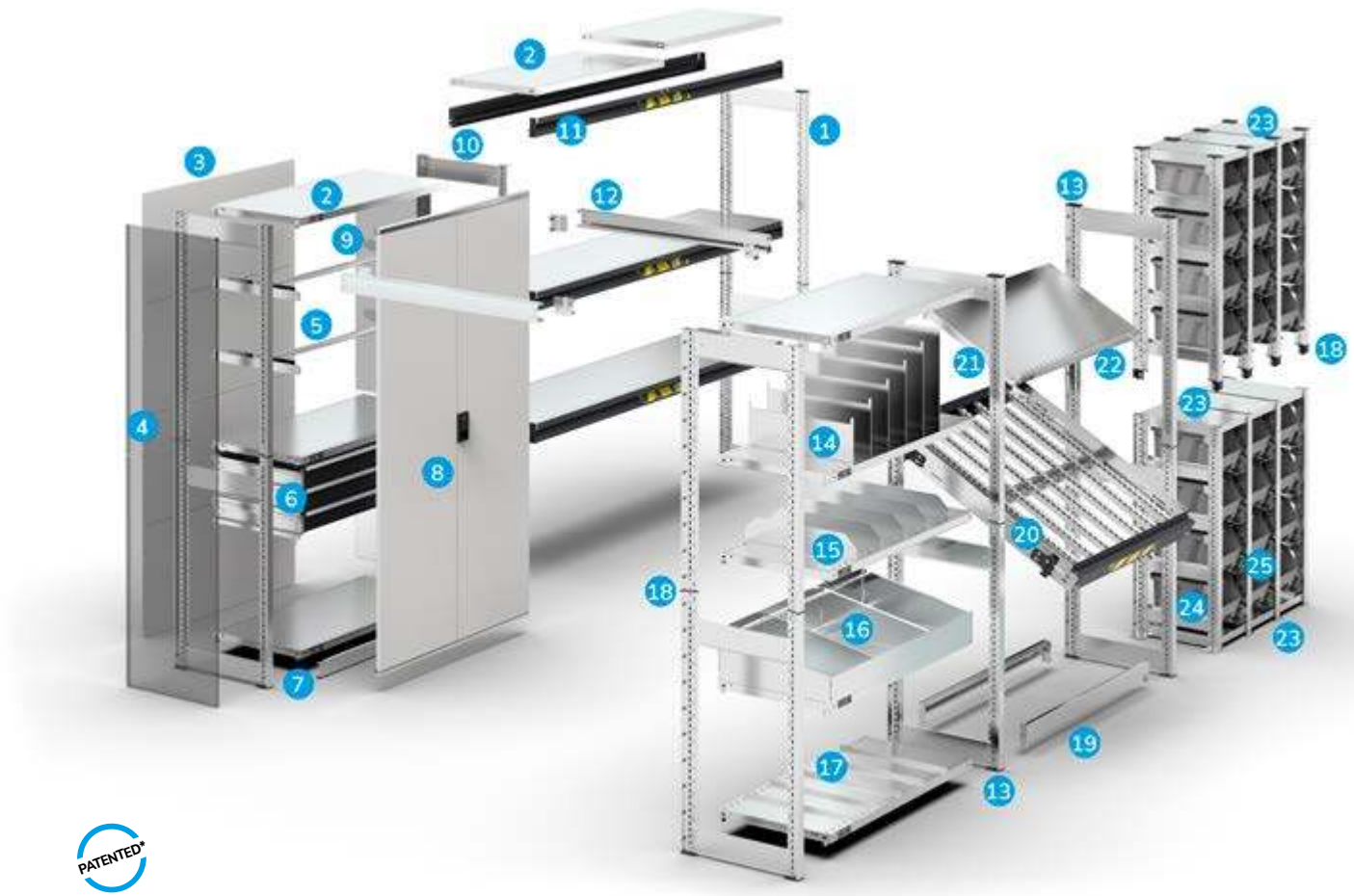

1. Slotted upright with 25 mm pitch for the side
2. Slotted shelf (load capacity up to 300 kg)
3. Rear wall (on request)
4. Side wall (on request)
5. Clothes hanging bar (on request)
6. Simple-extension drawer (load capacity 50 kg)
   Telescopic-extension drawer (load capacity 100 kg)
7. Plinth (on request)
8. Pair of hinged doors with cylinder lock and 2 keys (on request)
9. Central wall (on request)
10. Connection crosspiece for sides
11. Stringer W=2000 mm
    Stringer W=2600 mm (on request)
12. Connection crosspiece between shelves (on request)
13. Plastic foot/cap
14. Vertical dividers (on request)
15. Separators H=100 mm
16. Set of edge strips with trapezoidal dividers
17. Separators H=40 mm
18. Plastic coupling for uprights
19. Pair of tyre holder supports
20. Variable inclination frame with length-adjustable roller tracks
21. Pair of brackets for inclined shelves (from approximately 5° to 30°)
22. Box-stop edge
23. Holding shelf
24. Slides for containers
25. Anti-tipping stop for containers

EASY TO ASSEMBLE

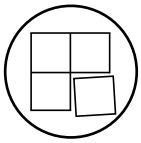

MODULAR

SHELF LOAD CAPACITY UP TO 300 KG

BAY LOAD CAPACITY 2300 KG

5-SHELF RACK

	ART.	W mm	D mm	H mm	KG per shelf	Finish	
A	**ST1001**	1057	321	2011	120	Galvanised	
A	**ST1002**	1057	421	2011	120	Galvanised	
A	**ST1003**	1057	521	2011	120	Galvanised	
A	**ST1004**	1057	621	2011	120	Galvanised	
A	**ST1005**	1057	821	2011	120	Galvanised	
B	**ST1006**	1028	321	2011	120	Galvanised	
B	**ST1007**	1028	421	2011	120	Galvanised	
B	**ST1008**	1028	521	2011	120	Galvanised	
B	**ST1009**	1028	621	2011	120	Galvanised	
B	**ST1010**	1028	821	2011	120	Galvanised	

10-SHELF RACK

ART.	W mm	D mm	H mm	KG per shelf	Finish	
ST2001	2071	521	2011	120	Galvanised	

PATENTED*

KG LOAD CAPACITY

GALVANISED

D= 521 mm

PICKING BOX BINS LAYOUT DIAGRAM



The table below shows the guide pitch based on the size of the bins to be inserted.

size	pitch mm
4A2 Mythos	175
4 Mythos	225
4A5 Mythos	325
4 Air	225
4A5 Air	325

1 BASE BAY H=2000 MM

ART.	W mm	D mm	H mm	Useful H mm	Finish	
ST0401	460	521	2003	1890	Galvanised	

2 ADDITIONAL BAY H=2000 MM

ART.	W mm	D mm	H mm	Useful H mm	Finish	
ST0402	410	521	2003	1890	Galvanised	

3 BASE BAY H=1000 MM

ART.	W mm	D mm	H mm	Useful H mm	Finish	
ST0403	460	521	1009	890	Galvanised	

4 ADDITIONAL BAY H=1000 MM

ART.	W mm	D mm	H mm	Useful H mm	Finish	
ST0404	410	521	1009	890	Galvanised	

PAIR OF SLIDES FOR CONTAINERS

ART.	W mm	D mm	H mm	Finish	
ST9002	75	494	69	Galvanised	

KIT OF 2 STOPS FOR CONTAINERS

ART.	W mm	D mm	H mm	Finish	
FST4200S199	62	75	54	Galvanised	

CROSS BRACE

ART.	W mm	D mm	H mm	Finish	
FST7310S099	15	10	1290/1340	Galvanised	

⚠ A cross brace must be installed for every two bays in shelving with a height of 2003 mm.
There is no need to install the cross brace in shelving with a height of 1009 mm.

D= 421 mm

LAYOUT DIAGRAM FOR EURO BOX CONTAINERS 400X300



The table below shows the guide pitch based on the size of the containers to be inserted.

size	pitch mm
4312	150
4317	200
4322	250
4327	300
4332	350

⚠ **The Euro Box containers are only available in grey.** The colours in the image are for illustration purposes only and to highlight the different sizes.

1 2 3 4

1 BASE BAY H=2000 MM

ART.	W mm	D mm	H mm	Useful H mm	Finish	
ST0405	448	421	2003	1890	Galvanised	

2 ADDITIONAL BAY H=2000 MM

ART.	W mm	D mm	H mm	Useful H mm	Finish	
ST0406	398	421	2003	1890	Galvanised	

3 BASE BAY H=1000 MM

ART.	W mm	D mm	H mm	Useful H mm	Finish	
ST0407	448	421	1009	890	Galvanised	

4 ADDITIONAL BAY H=1000 MM

ART.	W mm	D mm	H mm	Useful H mm	Finish	
ST0408	398	421	1009	890	Galvanised	

PAIR OF SLIDES FOR CONTAINERS

ART.	W mm	D mm	H mm	Finish	
ST9002	75	494	69	Galvanised	

KIT OF 2 STOPS FOR CONTAINERS

ART.	W mm	D mm	H mm	Finish	
FST4200S199	62	75	54	Galvanised	

CROSS BRACE

ART.	W mm	D mm	H mm	Finish	
FST7310S099	15	10	1290/1340	Galvanised	

⚠ A cross brace must be installed for every two bays in shelving with a height of 2003 mm.
There is no need to install the cross brace in shelving with a height of 1009 mm.

GALVANISED

D= 621 mm

LAYOUT DIAGRAM FOR EURO BOX CONTAINERS 600X400

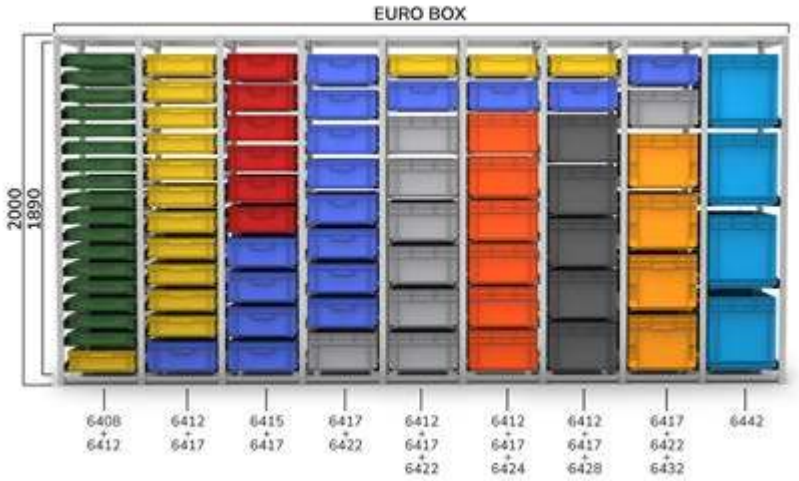

The table below shows the guide pitch based on the size of the containers to be inserted.

size	pitch mm
6408	100
6412	150
6415	175
6417	200
6422	250
6424	250
6428	300
6432	350
6442	450

⚠ **The Euro Box containers are only available in grey.** The colours in the image are for illustration purposes only and to highlight the different sizes.

1 2 3 4

1 BASE BAY H=2000 MM

ART.	W mm	D mm	H mm	Useful H mm	Finish	
ST0501	548	621	2003	1890	Galvanised	

2 ADDITIONAL BAY H=2000 MM

ART.	W mm	D mm	H mm	Useful H mm	Finish	
ST0502	498	621	2003	1890	Galvanised	

3 BASE BAY H=1000 MM

ART.	W mm	D mm	H mm	Useful H mm	Finish	
ST0503	548	621	1009	890	Galvanised	

4 ADDITIONAL BAY H=1000 MM

ART.	W mm	D mm	H mm	Useful H mm	Finish	
ST0504	498	621	1009	890	Galvanised	

PAIR OF SLIDES FOR CONTAINERS

ART.	W mm	D mm	H mm	Finish	
ST9003	75	594	69	Galvanised	

KIT OF 2 STOPS FOR CONTAINERS

ART.	W mm	D mm	H mm	Finish	
FST4200S199	62	75	54	Galvanised	

CROSS BRACE

ART.	W mm	D mm	H mm	Finish	
FST7310S099	15	10	1290/1340	Galvanised	

⚠ A cross brace must be installed for every two bays in shelving with a height of 2003 mm.
There is no need to install the cross brace in shelving with a height of 1009 mm.

SINGLE-PIECE RACKS

DOMINO

RACK WITH 16 PICKING BOX MYTHOS SIZE 3

ART.	W mm	D mm	H mm	RAL	
FED30440301	1025	355	885	7000	

RACK WITH 20 PICKING BOX MYTHOS SIZE 4

ART.	W mm	D mm	H mm	RAL	
FED40540301	1765	500	885	7000	

RACK WITH 16 CONTAINERS SIZE 3

ART.	W mm	D mm	H mm	RAL	
FED30440201	1025	355	885	7000	

RACK WITH 20 CONTAINERS SIZE 4

ART.	W mm	D mm	H mm	RAL	
FED40540201	1765	500	885	7000	

Courtesy of Museo Regionale di Scienze Naturali (TO)

12
11
Fami

GENERAL CONDITIONS OF THE CONTRACTUAL WARRANTY OFFERED BY FAMI

Dear Customer,
Every Fami Srl product that you purchase is accompanied by a contractual warranty (the "Warranty") that is regulated in accordance with the terms and procedures specified below.
1. RECITALS
1.1 In the Conditions that follow, the terms specified below shall have the following meaning:
a) Seller: Fami Srl;
b) Customer: any party (physical person, company, body or legal entity) that purchases the Seller's Products;
c) Product(s): the goods manufactured, assembled and/or marketed by the Seller, excluding Products under the Store Van brand.
2. SCOPE OF THE WARRANTY
2.1 Fami Srl guarantees that the Products are free from faults and conform to the technical specifications declared by the Seller.
2.2 It is agreed that the dimensions of Products are to be understood as taking into account the margins of operating tolerances existing on the market, with reference to the type, quantity and quality of the Products. The Seller, therefore, does not guarantee the Products' compliance with particular specifications or technical characteristics or their suitability for particular uses other than those indicated in the technical specifications stated by Fami Srl and provided in the user and maintenance manual, unless such characteristics have been expressly agreed in the sales contract.
2.3 If Product defects are reported by the Customer and subsequently confirmed, the Customer will be entitled to have the Product repaired free of charge or, if repair is impossible or prohibitively expensive, the free replacement of the Product, at the sole discretion of the Seller and with the exclusion of any further or different obligation on the part of Fami Srl.
2.4 The Warranty does not affect the rights provided by Legislative Decree No. 206 06/09/2005, as amended and supplemented (the "Consumer Code"), if the Customer qualifies as a "consumer". Such rights therefore remain intact.
3 WARRANTY APPLICATION CONDITIONS
3.1 To activate the Warranty, the Customer must inform Fami Srl, within the time limits stated in articles 4 and 5 below, of any defects found, by submitting a Complaint (the "Complaint") containing the information specified in art. 5 below.
3.2 Once the Complaint has been made, the Customer must immediately refrain from using the defective Product(s).
3.3 Upon receipt of the Complaint, the Seller shall make every effort to ascertain the existence, nature and extent of the defects and to verify the timeliness of the Complaint pursuant to art 5 below. For these purposes, the Customer must make the defective Product(s) available for inspection, including through sending photographic documentation or the use of videoconferencing systems. The Product will be repaired by the Seller at its own premises or branch, or at the premises of an authorised dealer. The Seller reserves the right to repair the Product at the Customer's premises. If necessary, the Customer will be required to send, at its expense, the defective Product to one of the above locations, as indicated by the Seller, notwithstanding the provisions of the Consumer Code. The Seller shall send the new Product or the repaired Product to the Buyer and shall bear the shipping costs.
3.4 The repair of a defective Product shall be carried out within a reasonable time in relation to the extent of the defect.
4. DURATION – COVERAGE PERIOD
4.1 The Product Warranty will have a duration of 10 years starting from the Product delivery date, except in the case of marketed products, electronic components, software and wear parts, which have a warranty of 12 months starting from the delivery date of the parts. Please note that "delivery date" is understood as the date on which the Products leave the Fami Srl warehouses for delivery to the Customer, unless otherwise provided for in the sales contract.
4.2 For repaired or replaced Products, the warranty begins again for 12 months from repair or replacement. Overall, therefore, the duration of the Warranty for Products repaired or replaced by the Seller is a maximum of 11 years or, in the case of marketed products, electronic components, software and wear parts, a maximum of 24 months from the beginning of the duration of the Warranty referred to in article 4.1 above.
4.3 Upon expiry of the term referred to in article 4.1 above, the right of recourse provided for by art. 131 of the Italian Consumer Code, when applicable, shall be considered as time-barred and inadmissible.
5. SUBMISSION TIME LIMITS AND PROCEDURES
5.1. During the period of validity of the Warranty, any complaints relating to the state of the packaging, quantities, number or external features of the Products (faults and defects not hidden and visible from the outside) must be specified by the Buyer on the delivery note, and the Transport Document must be signed, indicating the words "reserving all specific rights". No later than 2 (two) working days from receipt of the Products, the Customer must send the Seller, in an email to: assistance@famispa.it, a copy of the delivery note and related photographic evidence, providing detailed information on the condition of the Products and the nature of the defects found.
5.2. Any complaints relating to defects not detectable by careful inspection at the time of receipt of the Products (faults and hidden defects) must be submitted to the Seller, under penalty of forfeiture, within and no later than 7 (seven) days from the date of discovery of the defect, via certified email to: pec@pec.famispa.it, specifying the precise product code, the batch (if available), the date of delivery and nature of the defect.
6. EXCLUSIONS AND LIMITATION OF LIABILITY
6.1 The warranty does not apply to products whose defects are due to: a) transport operations; b) non-compliance with measures that are part of normal maintenance practices; negligent and careless use; c) failure to follow the Seller's instructions for the use and/or storage of the product; d) failure to comply with the installation norms, and/or any other indications or instructions shown on the technical notes supplied with the product if the Seller has not already directly performed the installation; e) tampering, maintenance in general, adjustments attempted by the Customer or by persons not authorised by the Seller; f) abnormal use and/or misuse of the Product, placement of the Product in damp, excessively hot, cold, dusty or harmful environments (with chlorine, lacquers, paints or other chemicals and/or toxic agents present) or in any environments not suitable for the proper storage of the Products, insofar as such circumstances have not been reported to the Seller before the purchase of the Products and the Seller has guaranteed the Products' tolerability of such environments; g) worsening of the damage caused by the Customer's use of the Products after the defects have been detected; h) use of spare parts, components and accessories that are not original or not recommended by the Seller (replacement or repair of non-original parts cannot be requested) and damage caused to the Product by the use of such parts; i) anomalies or defective functioning of the power supply;
l) corrosion, incrustations or breakages caused by stray current loads, condensation, aggression or acidity of water, improperly performed descaling treatments, sludge or lime deposits; m) unforeseeable circumstances, force majeure circumstances such as, by way of non-exhaustive example, frost, overheating, fire, theft, natural events (such as, for example, hail, tornadoes, lightning, floods, earthquakes), vandalism, accidents and other similar events.
6.2 The Warranty shall not be applicable if the selling price of the Products has not been fully paid, with the proviso that, if the payment is to be made by instalments, the Warranty shall be immediately applicable and shall remain so as long as the instalments are paid on time.
6.3 The Seller shall not be liable for any damage that may, directly or indirectly, be caused to persons, things or animals as a consequence of non-compliance with all the instructions in the installation, use and maintenance booklet.
6.4 The Seller declines all responsibility for indirect damage caused by the defectiveness of a Product such as, by way of non-exhaustive example, production stoppages or failure to ship or transfer the Product to third parties.
6.5 In any case, the Seller's liability may not exceed the amount paid by the Customer for the individual sales contract, the content of which has given rise to the circumstances regarding a possible claim for damages and/or compensation.
6.6 The Products must be used only for the purposes specified and in compliance with safety regulations, in accordance with the instructions shown in the installation, use and maintenance manual provided by the Seller; if the Customer uses or resells the Products purchased and/or the Products from the Seller for any other purposes, they do so at their own risk and peril, with all consequent liability. In this case, the Seller's contractual and/or extra-contractual liability is excluded both for any direct or indirect damage also suffered by third parties and is excluded also in the case of poor maintenance, improper use, failure to observe safety rules and other conditions; the Customer shall also hold the Seller harmless from costs and/or liabilities that may arise against him.
7. COMPETENT COURT AND APPLICABLE LAW
7.1 Any disputes arising from or related to these General Conditions of Warranty and/or individual Contracts such as, by way of non-exhaustive example, disputes relating to their existence, validity, interpretation, effectiveness or execution, shall be resolved exclusively by the Court of Vicenza, even if the Contract contains international elements, without prejudice to the mandatory regulations of the Consumer Code.
7.2 These General Conditions of Warranty are entirely governed by and shall be interpreted under Italian law, even if the Contract has international elements, with the express exclusion of the 1980 Vienna Convention.

GENERAL CONDITIONS OF SALE

1. DEFINITIONS
1.1 Pursuant to the Conditions herein, the terms specified below shall have the following meaning:
a) Seller: Fami Srl;
b) Buyer: any company, body or legal entity that purchases the Seller's products;
c) Products: the goods manufactured, assembled and/or marketed by the Seller;
d) Order: each proposal for the purchase of Products submitted by the Buyer to the Seller;
e) Order Confirmation: the Seller's written acceptance of the Order;
f) Contract: the sale concluded between the Seller and the Buyer at the time of the Buyer's receipt of the Order Confirmation;
g) Parties: the Seller and Buyer jointly;
h) Trademarks: all the trademarks of which the Seller is the owner or licensee;
i) Intellectual property rights: all intellectual and/or industrial property rights of Fami Srl, including, without limitation, the rights relating to patents for inventions, designs or models, utility models, trademarks, know-how, technical specifications, data and software, regardless of whether or not such rights are recorded, as well as any application or registration relating to those rights and to any other right or form of protection of a similar nature or having equivalent effect.
2. GENERAL PROVISIONS
2.1 These General Conditions of Sale (hereinafter the "Conditions") form an integral part of the Contracts concluded between the Seller and the Buyer for the supply of Products.
2.2 The Conditions have effect between Fami Srl (hereinafter "Fami") and the Buyer without the need for an express reference thereto or a specific agreement to that effect. Any different condition or term applies only if confirmed in writing by the Seller.
2.3 The Seller reserves the right to amend, supplement or delete any provision of these General Conditions of Sale at any time and to give notification of the changes through the dedicated page of the company website, provided that such additions, amendments or deletions apply to all Sales concluded from the 15th day after the communication (via publication on the web site or via the newsletter or any correspondence sent in writing) of the new Conditions of Sale to the Purchaser.
2.4 Any reference to commercial terms (such as EXW, DPA, DPU, DDP, etc.) is to be understood as referring to the Incoterms® of the International Chamber of Commerce, included in the text in force on the date of conclusion of the Contract.
3. FIELD OF APPLICATION
3.1 These General Conditions of Sale (hereinafter the "Conditions") apply to all contracts (whether concluded by phone, fax, email or website), unless otherwise expressly agreed in writing by the Parties, and form an integral and substantial part of every Order and Order Confirmation, even if not expressly mentioned.
3.2 The Buyer may not invoke or object to Conditions other than the Conditions herein. Therefore, any conditions specified in writing by the Buyer in the Order, or in any other phase of the contractual negotiation including after the Order Confirmation, as well as any general conditions of purchase of the Buyer, shall not be valid. Any written or verbal condition sent by collaborators, employees, agents or representatives of the Seller has no effect unless reproduced in the text of the Order Confirmation or unless confirmed in writing by the Seller. In this regard, the partial or complete execution of the Order by Fami or any other fulfilment thereof in respect of the Buyer shall not be valid and cannot be interpreted as tacit or implicit acceptance of any general condition of contract that has not been explicitly signed by Fami.
3.3 The Conditions are valid only for contractual relations between Fami and professional operators, so Legislative Decree No. 206 of 6 September 2005 (Consumer Code), as amended, is not applicable.
4. OFFERS AND ORDERS
4.1 The offers made by the Seller are not to be considered binding. The information in catalogues, brochures and price lists are not binding for the Seller, who reserves the right to make any changes to the Products and their prices. Therefore, the Seller shall be considered solely bound by the information in the Order Confirmation.
4.2 Each Order sent by the Buyer, either directly to Fami or through the agents or representatives of the Seller, is understood as an irrevocable purchase offer that will remain effective for 30 (thirty) days from the date of its regular receipt by the Seller, unless waived by explicit declaration from time to time.
4.3 The Buyer's submission of the Order implies that he or she has fully read and acknowledged all the Conditions herein, which shall therefore be understood as fully accepted by the Purchaser without limitations or reservations.
4.4. Orders and/or changes to Orders made verbally or by phone must be confirmed in writing by the Buyer. Otherwise, the Seller shall not be responsible for any errors or misunderstandings.
4.5 The Seller expressly reserves the right to evaluate any Order without being bound accept it.
4.6 Orders duly accepted by the Seller via the Order Confirmation cannot be cancelled by the Buyer without the written consent of the Seller.
5. CONCLUSION OF THE CONTRACT
5.1 The Contract may be considered concluded only after the sending of an Order Confirmation by Fami (via email, fax or other equivalent electronic means) for each individual Order. In any case, the issue of the invoice by the Seller or the execution of the order by the Seller will be considered as confirmation.
5.2 If the Order Confirmation contains additions, limitations or other changes to the Order, the Buyer's assent to these changes will be deemed tacitly given unless written notification is sent to the Seller within two working days of their receipt of the Order.
5.3 Changes and additions requested by the Buyer after the conclusion of the Contract will have no value and effect unless the Seller accepts them in writing, with possible clarification of the new delivery time, price and payment method.
5.4 All Contracts are always considered concluded at the registered offices of Fami Srl in Italy, 36027 Rosà (Vi), Via Stazione Rossano 13.
6. PRICES
6.1. The prices of the Products shall be those specified in the Seller's price list in force at the time the Order is finalised or, if the Product is not included in the price list or the price list is not available, those specified in the Order Confirmation.
6.2 The prices of the products will be those indicated in the Order Confirmation and, unless otherwise agreed, are understood as applicable to goods delivered ex works (EXW). These prices, unless stated otherwise in the Order Confirmation, do not include the costs and expenses of special packaging, shipping, insurance and transportation from the Seller's premises, any expenses, taxes or duties relating to the sale of the Products, including the costs of all customs formalities (by way of non-exhaustive example: customs duties, taxes and other charges for the exportation of the Products), which shall be borne by the Buyer.
6.3 The Seller reserves the right to make a price adjustment in the event of a change in (a) the Contract, requested by the Buyer after the conclusion thereof and accepted by the Seller, and in (b) the type of delivery, material or execution of the Products due to the incompleteness or inaccuracy of the information and/or documentation provided by the Buyer.
7. TERMS OF PAYMENT
7.1. At the time of conclusion of the Contract, the Seller may ask the Buyer to pay a deposit of 30% of the value of the supply order. The Parties may agree in any case the payment of a different confirmation deposit, subject to prior written agreement in the Contract.
7.2 In the event of non-payment of the deposit, the Contract, where applicable, shall be considered terminated ipso jure and the Seller may demand payment of any amounts accrued as at that time, in addition to compensation for any financial and non-financial damages and costs, including legal costs where incurred.
7.3 Where the terms of payment are not specified in the Contract, the payment must be made by bank transfer within 30 days from the end of month invoice date. The payment shall be considered effected when the amount becomes available to the Seller at its bank in Italy. If the Parties have agreed on advance payment without further specifications, it is assumed that the advance payment refers to the entire price of the Products included in the supply order. In the case of delivery in instalments, the Buyer shall pay the appropriate amount for each delivery batch, unless otherwise agreed in writing in the Contract.
7.4 Payments must be made in the agreed currency and any banking fees or commissions owed in connection with the payment will be fully borne by the Buyer.
7.5 In the case of partial non-payment or delayed payment by the Buyer, the Seller shall have, without prejudice to all other rights, the right to suspend further deliveries even if they were due under separate contracts and to demand immediate and full payment of all the goods ordered and to postpone its deliveries for a period equivalent to the delay in payment, whatever the amount may be, until the payment and related interest on arrears has been settled.
7.6 Such non-payments and late payments shall give the Seller the right to recognition and payment, in its favour, of the interest on arrears pursuant to Legislative Decree No. 231/2002, in addition to costs, including legal costs, which may be considered necessary for the recovery of the sums due to the Seller for any reason.
7.7 Failure to pay even a single invoice will result in the Seller having the right to terminate any Contract concluded with the Buyer pursuant to art. 1456 of the Italian Civil Code and to suspend the processing or delivery of any other order supply in progress, without prejudice, in any case, to full compensation for any damage resulting from the Buyer's non-fulfilment or delay. Any delays in the processing of orders or in deliveries, caused by previous suspensions of production due to non-payments by the Buyer do not constitute non-fulfilment by the Seller.
7.8 Any claims or disputes shall not give the Buyer the right to suspend or delay payments.
8. DELIVERY TERMS
8.1. The delivery time shall be that indicated in the Order Confirmation and, unless otherwise agreed, shall be understood as ex-works (EXW) from the Seller's plant. If requested and expressly agreed in writing in the Contract, Fami shall take care of the transportation of the Products, at the risk, cost and expense of the Buyer. Any transport costs shall be borne by the Buyer and shall not affect shipment risks, which shall continue to be borne by the Buyer at the latest upon delivery of the Products to the first carrier.
8.2. The delivery of the Products must take place within the time specified in the Contract, calculated in working days, with the specification that delivery times are purely indicative and are not essential terms and, in any case, do not include transport times. The Seller shall, therefore, not be responsible for any delay in delivery for any reason.
8.3. If the Buyer asks the Seller for a change in the delivery time, the request must be made in writing and the Buyer must in any case settle the payment for the order supply within the terms indicated in article 7 of these Conditions. The only costs excluded are those for storage, delivery, assembly, disassembly and installation, which must be paid within the new agreed delivery date.
8.4. Upon receipt of the notice of goods ready for shipment, the Buyer must collect the goods within 10 (ten) days. Otherwise, the Products may be stored outdoors, with the Seller being released from any liability and all guarantees being forfeited in favour of the Seller; the Buyer shall bear any handling and storage costs incurred by the Seller, which may also, at its discretion, have the Products placed in storage at the Buyer's expense.
8.5 The Seller shall be entitled to issue a regular invoice within 10 (ten) days from the notice of goods ready for shipment.
8.6 In the case of delayed pick-up of the prepared goods for any reason not dependent on the will of the Seller, the delivery shall be deemed to have been made ten days after the

communication of the notice of goods ready for shipment. In this case the Seller shall have the right to issue an invoice and to claim fulfilment of the agreed terms of payment and may carry out the packaging, transport or storage of the goods at the Buyer's expense, without prejudice to compensation for any damage suffered, including for warehousing, safekeeping and storage of goods.

9. WARRANTY AND COMPLAINTS

9.1. The rules for the Warranty offered by the Seller are set out in the General Conditions of Warranty document viewable at www.famispa.com on the site and, with regard solely to Products under the Store Van brand, in the General Conditions of Warranty document viewable at www.storevan.com.

9.2 At the time of receipt of the Products, the Buyer must inspect the Products in the presence of the carrier entrusted with delivery, in order to check for any defects visible from the outside (such as, by way of non-exhaustive example, the quantities and packaging of the Products or the Products' conformity with the indications of the Order Confirmation).

9.3 Any complaints relating to packaging, quantities, number or external features of the Products (faults and defects not hidden and visible from the outside) must be specified by the Buyer on the delivery note and the Transport Document must be signed, indicating the words "reserving all specific rights". No later than 2 (two) working days from receipt of the Products, the Buyer shall send the Seller, in an email to: assistance@famispa.it, a copy of the delivery note and related photographic evidence, providing detailed information on the condition of the Products and the nature of the defects found.

9.4 Without prejudice to the duration of the Warranty offered by the Seller, any claims for defects not detectable by careful inspection at the time of receipt of the Products (faults and hidden defects) must be submitted to the Seller, under penalty of forfeiture, within and no later than 7 (seven) days from the date of discovery of the defect, via certified email to: pec@pec.famispa.it, specifying the product code, the batch (if available), the date of delivery and nature of the defect.

9.5 Any Product for which no objection has been raised in accordance with the procedures and terms indicated above shall be considered approved and accepted by the Buyer.

9.6 In no case shall the Seller's agents, customers or intermediaries have the power to represent and commit the Seller to any binding obligations to the Buyer or other third parties. To this end, any communication relating to faults or defects of the Products shall be invalid and ineffective if made to the agents, customers or intermediaries of the Seller, or in any form or manner other than those indicated above.

10. RETENTION OF TITLE

10.1 The Products remain the property of the Seller until the date on which the Purchaser has paid the full price of the Products and all sums due to the Seller.

10.2 If in the Buyer's country of domicile it is necessary, for the validity of the Seller's retention of title, to ensure the completion of administrative or legal formalities, including, without any limitation, the registration of the Products in public registers or the affixing of special seals on the Products, the Purchaser hereby agrees to cooperate with the Seller to carry out all the necessary acts to obtain the valid right, including with respect to third parties, to the retention of title.

11. FORCE MAJEURE

11.1 Both the Buyer and Fami may suspend the performance of their contractual obligations when said performance becomes impossible or unreasonably burdensome due to an unforeseeable impediment that is not under their control, such as, by way of non-exhaustive example, strikes, epidemics and/or pandemics, boycotts, lockouts, fires, wars, riots and revolutions, requisitions, embargoes or power cuts.

11.2 The Party wishing to invoke this clause must immediately inform the other Party in writing, by certified email, of the occurrence and cessation of the of force majeure circumstances.

11.3 If the suspension due to force majeure lasts more than eight weeks, each Party shall have the right to terminate the Order, subject to 10 days' notice, to be conveyed to the other in writing, by registered letter with return receipt or by certified email.

11.4 In any case, it is understood that the Seller will be entitled to receive payment for any Products already delivered, in addition to reimbursement of any expenses already incurred.

12. CHANGE IN THE BUYER'S FINANCIAL SITUATION

12.1 Fami shall be entitled to suspend the fulfilment of the obligations arising from the supply of the Products in the event that the Buyer's financial situation becomes such as to seriously endanger the Buyer's ability to pay, unless a suitable guarantee is given. It is understood that the Seller will be entitled to receive payment for any Products already delivered, in addition to the reimbursement of any expenses already incurred.

13. INTELLECTUAL PROPERTY RIGHTS

13.1 Intellectual Property Rights are the total and exclusive property of the Seller and their communication or use within the scope of these Conditions does not constitute, in relation to them, any right or claim on the part of the Buyer. The latter undertakes not to perform any act incompatible with the ownership of the Intellectual Property Rights.

13.2 The Buyer declares that: a) the Seller is the exclusive owner of the Trademarks; b) it shall refrain from using and registering marks that are similar to and/or confusable with the Trademarks; c) it shall use the Trademarks only in accordance with the Seller's instructions and only for the purposes set out in these Conditions.

14. COMPETENT COURT AND APPLICABLE LAW

14.1 Any disputes arising from or related to these General Conditions of Sale and/or individual Contracts such as, by way of non-exhaustive example, disputes relating to their existence, validity, interpretation, effectiveness or execution, shall be resolved exclusively by the Court of Vicenza, even if the Contract contains international elements.

14.2 Notwithstanding the above, the Seller in any case has the right to bring the dispute before the competent court at the place of the Buyer's registered offices.

14.3 These General Conditions of Sale and/or each individual Contract are entirely governed by and shall be interpreted under Italian law, even if the Contract has international elements, with the express exclusion of the 1980 Vienna Convention.

15. PRIVACY POLICY

15.1. The Buyer declares that it has have received all the information provided in accordance with art. 13 of EU Regulation No. 2016/679 (GDPR) and gives its consent to the processing of personal data for the purposes referred to in these general conditions of sale and to be aware that in relation to the data supplied, it is may exercise the rights provided by Legislative Decree 196/2003 and by Regulation EU No. 2016/679 (GDPR). The Seller declares that the controller of the data collected is Fami Srl, with registered offices in Rosà (VI), Via Stazione Rossano 13, VAT No. and tax code 03498610249.

16. COMPLIANCE WITH LAW 231/2001

16.1 The Buyer acknowledges that Fami Srl has adopted and implements an Organisation, Management and Control Model pursuant to Legislative Decree 231/01, along with the related Code of Ethics and Disciplinary System, details of which can be viewed on the company website www.famispa.com. The Buyer endorses the principles of the aforementioned Organisation, Management and Control Model and its annexes, and undertakes to comply with its contents, principles and procedures and, in general, to refrain from any conduct that may constitute any of the offences specified in Legislative Decree 231/01, as amended, and included in the aforementioned Organisation, Management and Control Model. The Buyer also undertakes to comply with, and to ensure its employees' compliance with, all the principles stated in said documentation and the behavioural protocols provided by our organisation, pursuant to Legislative Decree 231/2001 and the annexes to this contract. Any breach of the rules provided by the aforementioned documents shall constitute a serious breach of contract.

17. FINAL PROVISIONS

17.1 Should one of the Parties fail to take legal action or exercise their rights under these Conditions, such acquiescent conduct cannot be interpreted as a final waiver of such legal action or the exercising of such rights in the future.

17.2 The sale of Products by Fami to the Buyer does not give the latter any exclusive territorial right nor does it allow the Buyer to take on the status of distributor or dealer for Fami.

17.3 The partial or total invalidity of individual provisions of these Conditions shall not affect the validity of the remaining provisions.

PATENTS

Some of the components are protected by a European design model and/or an industrial invention patent.

MYTHOS

Back from Tomorrow
Designed for Today

WWW.FAMISPA.COM

VIA STAZIONE ROSSANO, 13
36027 - ROSÀ (VI), ITALIA

TEL. +39 0424 58 54 55

E-MAIL: INFO@FAMISPA.IT

RESELLER STAMP

CCTGB35501